

FUND FACTSHEET

EDENTREE SUSTAINABLE UK EQUITY OPPORTUNITIES FUND SHARE CLASS A INC

March 2026



Fund Manager

Manager Name:	Chi-Chung Man
Start Date:	01/06/2023
Manager Name:	Greg Herbert
Start Date:	01/01/2025

Price Information

Single price:	285.10p (as at 31/03/2026)
Currency:	GBP
Pricing:	Daily
Historic Yield*:	1.62%

Fund Facts

Fund Size:	£74.02m
Investment Association Sector:	IA UK All Companies
Index**:	FTSE All Share
Asset Class:	Equity
Fund Launch Date:	13/09/1999
Share Class Inception Date:	13/09/1999
Domicile:	United Kingdom
ISA:	Available and Eligible
No. of Holdings:	49

Identifiers

SEDOL:	0844598
ISIN:	GB0008445982

Dividends

Ex-Dividend Date:	01/01, 01/07
Dividend Pay Date:	28/02, 31/08

Charges

AMC:	1.25%
Ongoing Charge:	1.41%
Initial Charge:	0.00%
Minimum Investment:	£1,000

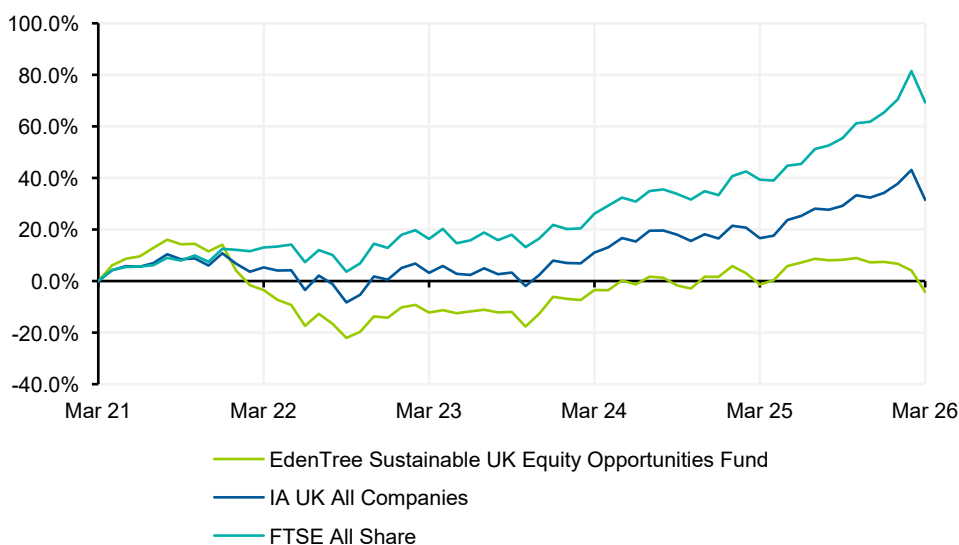
Financial Objective

To achieve long-term capital growth over five years or more with an income.

Sustainability Objective

To invest in companies that make a positive contribution to people (employees, supply chain workers, local communities and customers) and the planet (the environment), through their products, services, and/or operations. In order to demonstrate a positive contribution to people and the planet, companies must meet the EdenTree Standard of Sustainability.

Cumulative Performance (as at 31/03/2026)



Cumulative Performance (as at 31/03/2026)

	1m	3m	6m	1y	3y	5y	10y
Fund	-7.97%	-10.84%	-11.50%	-2.90%	9.14%	-4.20%	39.94%
IA Sector	-8.12%	-2.00%	1.80%	12.73%	27.43%	31.49%	82.76%
Index	-6.68%	2.41%	8.95%	21.54%	45.56%	69.34%	129.78%

Discrete Rolling 1-Year Performance (as at 31/03/2026)

	1 Yr to March 26	1 Yr to March 25	1 Yr to March 24	1 Yr to March 23	1 Yr to March 22
Fund	-2.90%	2.23%	9.96%	-9.03%	-3.51%
IA Sector	12.73%	5.02%	7.63%	-1.99%	5.29%
Index	21.54%	10.46%	8.43%	2.92%	13.03%

Fund, Index and Sector performance reported in GBP. Fund performance calculated on a net total return NAV to NAV basis with net income reinvested into the Fund.

Source: © 2024 Morningstar. All Rights Reserved. The information, data, analyses and opinions ("Information") contained herein: (1) include the proprietary information of Morningstar and its content providers; (2) may not be copied or redistributed except as specifically authorised; (3) do not constitute investment advice; (4) are provided solely for informational purposes; (5) are not warranted to be complete, accurate or timely; and (6) may be drawn from data published on various dates. Morningstar is not responsible for any trading decisions, damages or other losses related to the Information or its use.



Top Holdings

Name	
WISE PLC - A	4.30%
GAMES WORKSHOP	4.10%
PRUDENTIAL PLC	3.91%
TATTON ASSET MAN	3.86%
NEXT PLC	3.85%
ST JAMES'S PLACE	3.59%
ASTRAZENECA PLC	3.58%
RELX PLC	3.35%
HOLLYWOOD BOWL G	3.21%
LEGAL & GEN GRP	3.13%

Ratings and Awards

FE fundinfo Crown Rating



Contact Information

EdenTree Investment Management
Sunderland, SR43 4AU

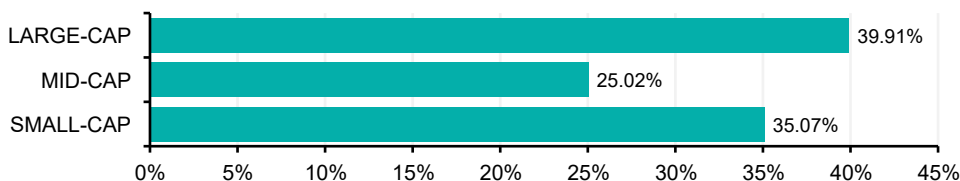
Investment Professionals | 0800 011 3821, or
clientservice@edentreeim.com
Private Individuals | 0800 358 3010
www.edentreeim.com

From 1 January 2021 the EdenTree UK Equity Growth Fund became the EdenTree UK Equity Opportunities Fund, following minor changes to the fund's name, investment objective and investment policy.

Past performance should not be seen as a guide to future performance. The value of an investment and the income from it can fall as well as rise as a result of market and currency fluctuations, you may not get back the amount originally invested. This factsheet should not be interpreted as financial advice. If you are unsure which investment is most suited for you, the advice of a qualified financial adviser should be sought.

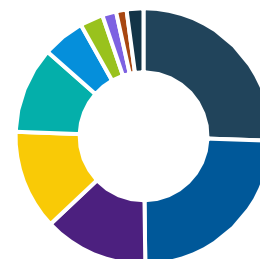
EdenTree Investment Management Limited (EdenTree) Reg. No. 2519319. Registered in England at Benefact House, 2000, Pioneer Avenue, Gloucester Business Park, Brockworth, Gloucester, GL3 4AW, United Kingdom. EdenTree is authorised and regulated by the Financial Conduct Authority and is a member of the Investment Association. Firm Reference Number 527473.

Capitalisation of Equity Assets



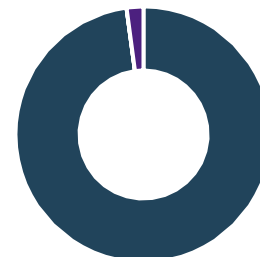
Sector Breakdown

Consumer Disc.	25.56%
Financials	24.22%
Health Care	13.19%
Technology	12.60%
Industrials	10.92%
Real Estate	5.35%
Consumer Staples	2.95%
Utilities	1.75%
Other	1.33%
Cash	2.13%



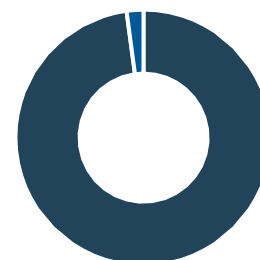
Region Breakdown

United Kingdom	97.87%
Other	0.00%
Cash	2.13%



Asset Breakdown

UK Equities	97.87%
Cash	2.13%



Yield figures are as at 31/03/2026. Rounding may cause small differences in percentages included in this document.

*Past 12 months' distributions as a % of midshare price, excluding preliminary charge.

**We compare the fund's performance to the FTSE All Share Index, however the portfolio manager is not bound or influenced by the index when making investment decisions.