

FUND FACTSHEET

EDENTREE SUSTAINABLE EUROPEAN EQUITY FUND

SHARE CLASS A INC

March 2026



Fund Manager

Manager Name:	Chris Hiorns
Start Date:	31/03/2007
Manager Name:	David Osfield
Start Date:	01/09/2016

Price Information

Single price:	422.50p (as at 31/03/2026)
Currency:	GBP
Pricing:	Daily
Historic Yield*:	2.05%

Fund Facts

Fund Size:	£293.81m
Investment Association Sector:	IA Europe Excluding UK
Index**:	MSCI Europe ex UK GBP Net TR
Asset Class:	Equity
Fund Launch Date:	13/09/1999
Share Class Inception Date:	13/09/1999
Domicile:	United Kingdom
ISA:	Available and Eligible
No. of Holdings:	53

Identifiers

SEDOL:	0844662
ISIN:	GB0008446626

Dividends

Ex-Dividend Date:	01/01, 01/07
Dividend Pay Date:	28/02, 31/08

Charges

AMC:	1.25%
Ongoing Charge:	1.43%
Initial Charge:	0.00%
Minimum Investment:	£1,000

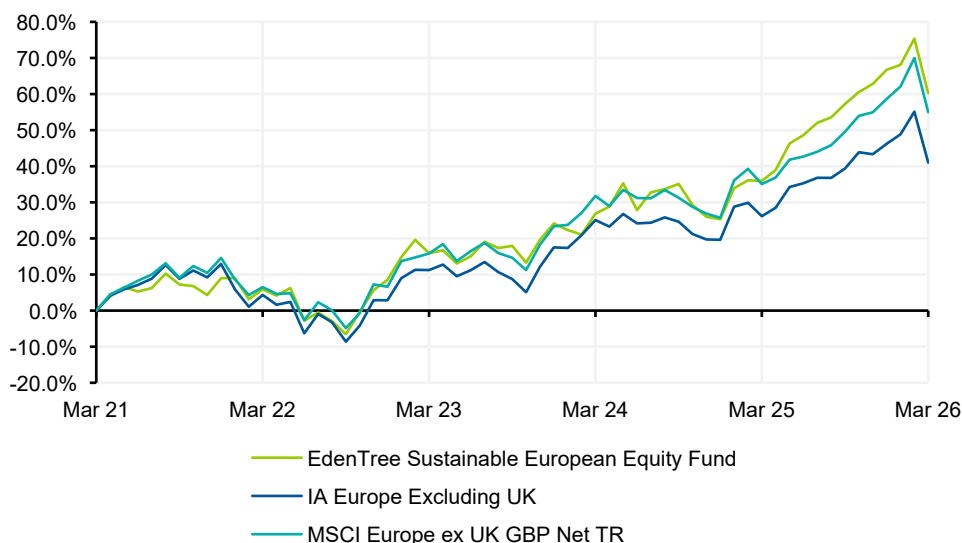
Financial Objective

To achieve long-term capital growth over five years or more with an income through a diversified portfolio of European (ex-UK) companies.

Sustainability Objective

To invest in companies that make a positive contribution to people (employees, supply chain workers, local communities and customers) and the planet (the environment), through their products, services, and/or operations. In order to demonstrate a positive contribution to people and the planet, companies must meet the EdenTree Standard of Sustainability.

Cumulative Performance (as at 31/03/2026)



Cumulative Performance (as at 31/03/2026)


	1m	3m	6m	1y	3y	5y	10y
Fund	-8.61%	-3.88%	1.90%	17.87%	38.26%	60.24%	147.80%
IA Sector	-9.08%	-3.55%	1.19%	11.79%	26.78%	41.03%	131.94%
Index	-8.80%	-2.29%	3.64%	14.77%	33.85%	55.01%	163.11%

Discrete Rolling 1-Year Performance (as at 31/03/2026)

	1 Yr to March 26	1 Yr to March 25	1 Yr to March 24	1 Yr to March 23	1 Yr to March 22
Fund	17.87%	7.17%	9.45%	9.47%	5.88%
IA Sector	11.79%	0.85%	12.45%	6.60%	4.35%
Index	14.77%	2.51%	13.76%	8.73%	6.51%

Fund, Index and Sector performance reported in GBP. Fund performance calculated on a net total return NAV to NAV basis with net income reinvested into the Fund. Prior to 01/01/2024 the index was the 'FTSE World Europe Ex UK Total Return GBP'. Prior to 01/04/2008 the index was the 'FTSE World Europe Total Return GBP'.

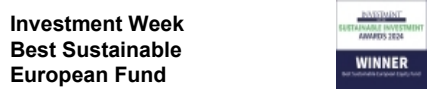

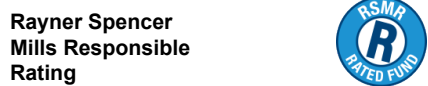
Source: © 2024 Morningstar. All Rights Reserved. The information, data, analyses and opinions ("Information") contained herein: (1) include the proprietary information of Morningstar and its content providers; (2) may not be copied or redistributed except as specifically authorised; (3) do not constitute investment advice; (4) are provided solely for informational purposes; (5) are not warranted to be complete, accurate or timely; and (6) may be drawn from data published on various dates. Morningstar is not responsible for any trading decisions, damages or other losses related to the Information or its use.



Top Holdings

Name	
ORANGE	2.88%
CARREFOUR SA	2.70%
MICHELIN	2.59%
MERCK KGAA	2.54%
GREENCOAT RENEWA	2.51%
WOLTERS KLUWER	2.50%
TELEFONICA	2.48%
ENEL SPA	2.44%
VEOLIA ENVIRONNE	2.43%
INDUS HLDG AG	2.25%

Ratings and Awards



Contact Information

EdenTree Investment Management
Sunderland, SR43 4AU

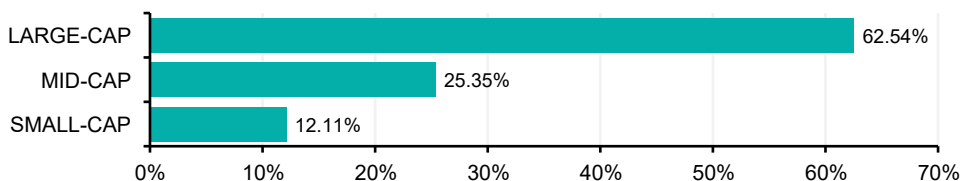
Investment Professionals | 0800 011 3821, or
clientservice@edentreeim.com
Private Individuals | 0800 358 3010
www.edentreeim.com

From 1 January 2021 the EdenTree Amity
European Fund became the EdenTree
European Equity Fund.

Past performance should not be seen as a
guide to future performance. The value of an
investment and the income from it can fall as
well as rise as a result of market and currency
fluctuations, you may not get back the
amount originally invested. This factsheet
should not be interpreted as financial advice.
If you are unsure which investment is most
suited for you, the advice of a qualified
financial adviser should be sought.

EdenTree Investment Management Limited
(EdenTree) Reg. No. 2519319. Registered in
England at Benefact House, 2000, Pioneer
Avenue, Gloucester Business Park,
Brockworth, Gloucester, GL3 4AW, United
Kingdom. EdenTree is authorised and
regulated by the Financial Conduct Authority
and is a member of the Investment
Association. Firm Reference Number 527473.

Capitalisation of Equity Assets



Sector Breakdown

Financials	17.74%
Industrials	15.80%
Health Care	11.95%
Consumer Disc.	11.24%
Telecommunications	9.13%
Utilities	7.37%
Consumer Staples	7.36%
Basic Materials	6.92%
Other	7.94%
Cash	4.54%



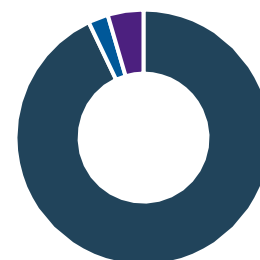
Region Breakdown

France	30.67%
Netherlands	16.09%
Germany	15.68%
Spain	8.31%
Ireland	6.88%
Italy	5.75%
Finland	3.52%
Switzerland	3.21%
Other	5.35%
Cash	4.54%



Asset Breakdown

Overseas Equities	92.95%
Overseas Infrastructure	2.51%
Cash	4.54%



Yield figures are as at 31/03/2026. Rounding may cause small differences in percentages included in this document.

*Past 12 months' distributions as a % of midshare price, excluding preliminary charge.

**We compare the fund's performance to the MSCI Europe ex UK GBP Net TR Index, however the portfolio manager is not bound or influenced by the index when making investment decisions.