

FUND FACTSHEET

EDENTREE SUSTAINABLE MANAGED INCOME FUND

SHARE CLASS I INC

March 2026



Fund Manager

Manager Name: Greg Herbert

Start Date: 01/03/2023

Price Information

Single price: 117.90p (as at 31/03/2026)

Currency: GBP

Pricing: Daily

Historic Yield*: 4.19%

Historic Index Yield*: 3.86%

Fund Facts

Fund Size: £243.12m

Investment Association Sector: IA Mixed Investment 40-85% Shares

Index:** FTSE All Share

Asset Class: Mixed Asset

Fund Launch Date: 17/11/1994

Share Class Inception Date: 28/06/2023

Domicile: United Kingdom

No. of Holdings: 78

Identifiers

SEDOL: BMZM9B8

ISIN: GB00BMZM9B85

Dividends

Ex-Dividend Date: 01/01, 01/04, 01/07, 01/10

Dividend Pay Date: 28/02, 31/05, 31/08, 30/11

Charges

AMC†: 0.55%

Ongoing Charge: 0.66%

Initial Charge: 0.00%

Minimum Investment: £100,000,000



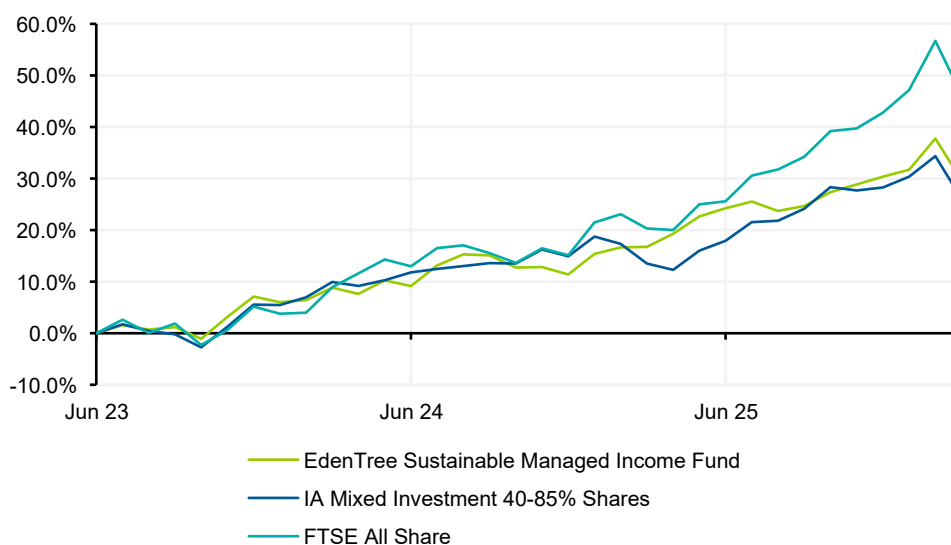
Financial Objective

To prioritise income, with the aim of exceeding the yield of the FTSE 250 Mid-Cap Index, together with capital growth over the longer term, five years or more.

Sustainability Objective

To invest in organisations that make a positive contribution to people (employees, supply chain workers, local communities and customers) and the planet (the environment), through their products, services, and/or operations. In order to demonstrate a positive contribution to people and the planet, organisations must meet the EdenTree Standard of Sustainability.

Cumulative Performance (as at 31/03/2026)



Cumulative Performance (as at 31/03/2026)

	1m	3m	6m	1y
Fund	-5.91%	-0.56%	3.97%	11.02%
IA Sector	-6.17%	-1.72%	1.55%	11.05%
Index	-6.68%	2.41%	8.95%	21.54%

Discrete Rolling 1-Year Performance (as at 31/03/2026)

	1 Yr to March 26	1 Yr to March 25
Fund	11.02%	7.27%
IA Sector	11.05%	3.25%
Index	21.54%	10.46%

Discrete Dividend Historic Yield (as at 31/03/2026)

	2025	2024
Fund	3.93%	3.88%
Index	3.53%	3.33%

Fund, Index and Sector performance reported in GBP. Fund performance calculated on a net total return NAV to NAV basis with net income reinvested into the Fund. Share class performance inception date: 28/06/2023.

Source: © 2024 Morningstar. All Rights Reserved. The information, data, analyses and opinions ("Information") contained herein: (1) include the proprietary information of Morningstar and its content providers; (2) may not be copied or redistributed except as specifically authorised; (3) do not constitute investment advice; (4) are provided solely for informational purposes; (5) are not warranted to be complete, accurate or timely; and (6) may be drawn from data published on various dates. Morningstar is not responsible for any trading decisions, damages or other losses related to the Information or its use.

Top Holdings

Name	
VEOLIA ENVIRONNE	3.75%
NATIONAL GRID PL	3.46%
LLOYDS BANKING	3.45%
HSBC HOLDINGS PL	3.31%
AXA	3.05%
SSE PLC	2.99%
TESCO PLC	2.71%
TALANX AG	2.69%
LEGAL & GEN GRP	2.66%
STANDARD CHARTER	2.56%

Ratings and Awards

Defaqto Risk Rating



FE fundinfo Crown Rating



Rayner Spencer Mills Rating



Rayner Spencer Mills Responsible Rating



Contact Information

EdenTree Investment Management
Sunderland, SR43 4AU

Investment Professionals | 0800 011 3821, or
clientservice@edentreeim.com
Private Individuals | 0800 358 3010
www.edentreeim.com

From 15 November 2021 the Higher Income Fund became the EdenTree Managed Income Fund.

Past performance should not be seen as a guide to future performance. The value of an investment and the income from it can fall as well as rise as a result of market and currency fluctuations, you may not get back the amount originally invested. This factsheet should not be interpreted as financial advice. If you are unsure which investment is most suited for you, the advice of a qualified financial adviser should be sought.

EdenTree Investment Management Limited (EdenTree) Reg. No. 2519319. Registered in England at Benefact House, 2000, Pioneer Avenue, Gloucester Business Park, Brockworth, Gloucester, GL3 4AW, United Kingdom. EdenTree is authorised and regulated by the Financial Conduct Authority and is a member of the Investment Association. Firm Reference Number 527473.

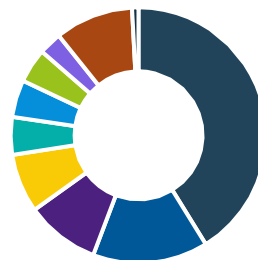
Asset Breakdown

Equities	62.52%
Corporate Bonds	18.80%
Infrastructure	7.89%
Government Bonds	4.76%
REITs	4.32%
Other Bonds	0.88%
Cash	0.83%



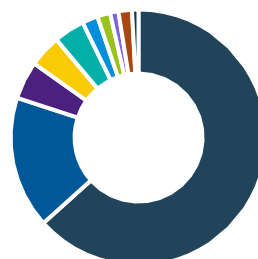
Sector Breakdown

Financials	41.20%
Utilities	14.57%
Industrials	9.36%
Health Care	7.43%
Government	4.76%
Communications	4.73%
Real Estate	4.32%
Consumer Disc.	2.90%
Other	9.91%
Cash	0.83%

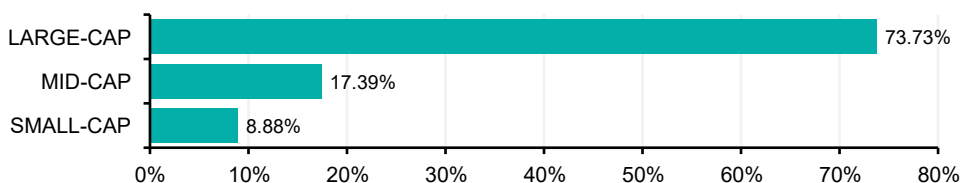


Region Breakdown

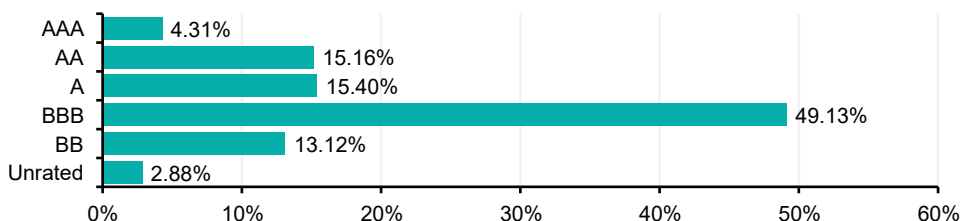
United Kingdom	63.36%
France	16.68%
Netherlands	4.79%
Germany	4.08%
United States	3.91%
Italy	1.98%
Denmark	1.64%
Supranational	1.05%
Other	1.69%
Cash	0.83%



Capitalisation of Equity Assets



Bond Rating



*Fund and index (FTSE 250 Mid-Cap) yield figures are as at 31/03/2026. Rounding may cause small differences in percentages included in this document. Past 12 months' distributions as a % of midshare price, excluding preliminary charge.

**We compare the fund's performance to the FTSE All Share Index, however the portfolio manager is not bound or influenced by the index when making investment decisions.

+AMC is charged to capital for all share classes of this fund which could constrain the potential growth of your investment.