

# FUND FACTSHEET

## EDENTREE GLOBAL SUSTAINABLE GOVERNMENT BOND FUND SHARE CLASS I INC

March 2026



### Fund Manager

**Manager Name:** David Katimbo-Mugwanyana

**Start Date:** 28/10/2024

### Price Information

**Single price:** 98.12p (as at 31/03/2026)

**Currency:** GBP

**Pricing:** Daily

**Distribution Yield\*\*\*:** 3.07%

**Historic Yield\*:** 3.04%

**Underlying Yield:** 3.07%

**Weighted Yield to Maturity:** 3.5478

**Duration:** 5.85

### Fund Facts

**Fund Size:** £81.53m

**Investment Association Sector:** IA Global Government Bond

**Index\*\*:** Bloomberg Global Aggregate Treasuries Total Return Index Hedged GBP

**Asset Class:** Fixed Income

**Fund Launch Date:** 28/10/2024

**Share Class Inception Date:** 28/10/2024

**Domicile:** United Kingdom

**ISA:** Eligible

**No. of Holdings:** 67

### Identifiers

**SEDOL:** BQ3S5Z2

**ISIN:** GB00BQ3S5Z21

### Dividends

**Ex-Dividend Date:** 01/01, 01/04, 01/07, 01/10

**Dividend Pay Date:** 28/02, 31/05, 31/08, 30/11

### Charges

**AMC:** 0.25%

**Ongoing Charge:** 0.30%

**Initial Charge:** 0.00%

**Minimum Investment:** £100,000,000

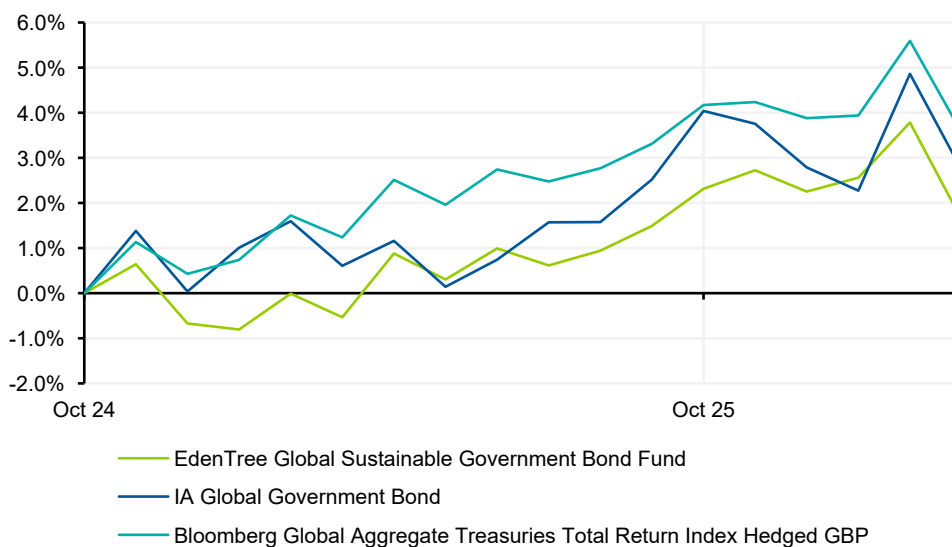
### Financial Objective

The Fund aims to generate a regular income payable quarterly with some capital growth over a period of five years or more through investment in a portfolio of government and government-related green, social, sustainable, or impact bonds.

### Sustainability Objective

To invest in government and government-related green, social, sustainable or impact bonds whose proceeds will be used to finance new or existing projects that support a reduction in the level of carbon emissions caused by human activities (measured in tonnes of carbon dioxide equivalent CO2 avoided), and/or to enable greater access to basic social services (measured in number of beneficiaries).

### Cumulative Performance (as at 31/03/2026)



### Cumulative Performance (as at 31/03/2026)


	1m	3m	6m	1y
Fund	-2.08%	-0.61%	0.14%	2.17%
IA Sector	-2.03%	-0.05%	0.21%	2.11%
Index	-1.93%	-0.31%	0.24%	2.29%

### Discrete Rolling 1-Year Performance (as at 31/03/2026)

	1 Yr to March 26
Fund	2.17%
IA Sector	2.11%
Index	2.29%

Fund, Index and Sector performance reported in GBP. Fund performance calculated on a net total return NAV to NAV basis with net income reinvested into the Fund. Share class performance inception date: 28/10/2024.

Source: © 2024 Morningstar. All Rights Reserved. The information, data, analyses and opinions ("Information") contained herein: (1) include the proprietary information of Morningstar and its content providers; (2) may not be copied or redistributed except as specifically authorised; (3) do not constitute investment advice; (4) are provided solely for informational purposes; (5) are not warranted to be complete, accurate or timely; and (6) may be drawn from data published on various dates. Morningstar is not responsible for any trading decisions, damages or other losses related to the Information or its use.



Top Holdings

Name	
UK(GOVT OF)0.875% SNR 31/07/33 GBP1000	3.06%
GERMANY(FED REP)1.3% BDS 15/10/2027 EUR0.01	2.94%
ITALY(REP OF)4% BDS 30/10/2031 EUR1000	2.84%
INTL FIN FAC FOR 4.25% SNR 28/02/28 GBP1000	2.75%
INTL BANK RECON&DV 3.875% SNR 28/08/34 USD1000	2.67%
INTL BANK RECON&DV 4.875% SNR 15/08/30 GBP1000	2.50%
CANADA(GOVT OF)2.25% DEB 01/12/29 CAD1000	2.48%
EURO INV BANK 4.375% SNR 10/10/31 USD1000	2.41%
INTL.DEVEL...ASSOC. 4% SNR 11/06/2030 USD200000	2.36%
INTERNATIONAL BK FOR RECON & DEV 4.375% 08-27-2035	2.34%

Ratings and Awards

Square Mile Responsible Rating



Contact Information

EdenTree Investment Management  
Sunderland, SR43 4AU

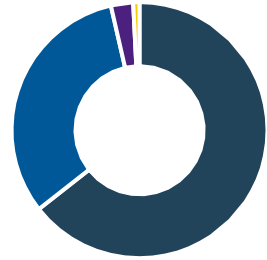
Investment Professionals | 0800 011 3821, or  
clientservice@edentreeim.com  
Private Individuals | 0800 358 3010  
www.edentreeim.com

Past performance should not be seen as a guide to future performance. The value of an investment and the income from it can fall as well as rise as a result of market and currency fluctuations, you may not get back the amount originally invested. This factsheet should not be interpreted as financial advice. If you are unsure which investment is most suited for you, the advice of a qualified financial adviser should be sought.

EdenTree Investment Management Limited (EdenTree) Reg. No. 2519319. Registered in England at Benefact House, 2000, Pioneer Avenue, Gloucester Business Park, Brockworth, Gloucester, GL3 4AW, United Kingdom. EdenTree is authorised and regulated by the Financial Conduct Authority and is a member of the Investment Association. Firm Reference Number 527473.

Asset Breakdown

Government Bonds	64.44%
Supranational Bonds	31.96%
Corporate Bonds	2.82%
Cash	0.79%



ESG Bond Labelling

Green	56.00%
Sustainable	23.51%
Social	4.27%
Responsible	16.22%

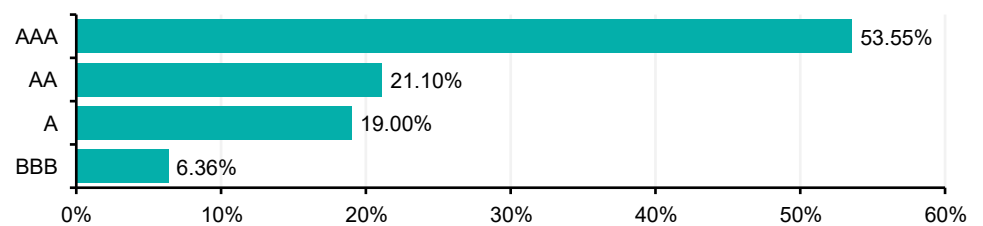


Currency Allocation

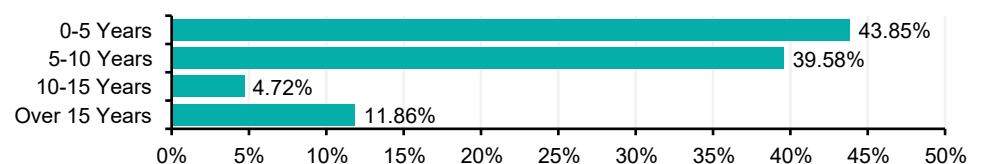
USD	35.72%
EUR	31.20%
JPY	13.40%
GBP	10.69%
CAD	6.42%
AUD	2.56%



Bond Rating



Bond Maturity



Yield figures are as at 31/03/2026. Rounding may cause small differences in percentages included in this document.

\*\*We compare the fund's performance to the Bloomberg Global Aggregate Treasuries Total Return Index Hedged GBP Index, however the portfolio manager is not bound or influenced by the index when making investment decisions.

†AMC is charged to capital for all share classes of this fund which could constrain the potential growth of your investment.