

FUND FACTSHEET

EDENTREE SUSTAINABLE UK EQUITY FUND

SHARE CLASS A INC

March 2026



Fund Manager

| | |
|----------------------|---------------|
| Manager Name: | Greg Herbert |
| Start Date: | 01/11/2023 |
| Manager Name: | Chi-Chung Man |
| Start Date: | 01/06/2023 |

Price Information

| | |
|-------------------------|----------------------------|
| Single price: | 227.30p (as at 31/03/2026) |
| Currency: | GBP |
| Pricing: | Daily |
| Historic Yield*: | 1.84% |

Fund Facts

| | |
|---------------------------------------|------------------------|
| Fund Size: | £49.87m |
| Investment Association Sector: | IA UK All Companies |
| Index**: | FTSE All Share |
| Asset Class: | Equity |
| Fund Launch Date: | 01/03/1988 |
| Share Class Inception Date: | 01/03/1998 |
| Domicile: | United Kingdom |
| ISA: | Available and Eligible |
| No. of Holdings: | 44 |

Identifiers

| | |
|---------------|--------------|
| SEDOL: | 0937131 |
| ISIN: | GB0009371310 |

Dividends

| | |
|---------------------------|--------------|
| Ex-Dividend Date: | 01/01, 01/07 |
| Dividend Pay Date: | 28/02, 31/08 |

Charges

| | |
|----------------------------|--------|
| AMC: | 1.25% |
| Ongoing Charge: | 1.49% |
| Initial Charge: | 0.00% |
| Minimum Investment: | £1,000 |



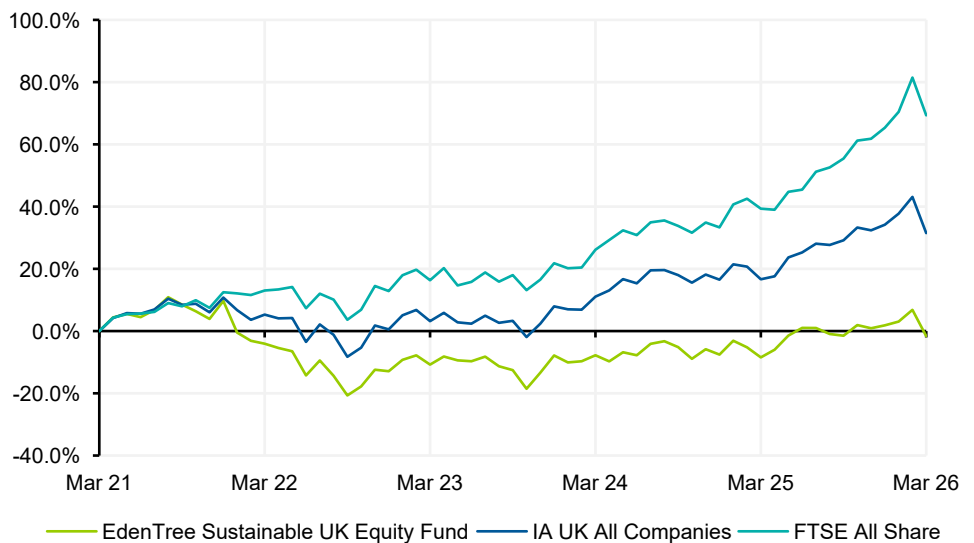
Financial Objective

To achieve long-term capital appreciation over five years or more and an income, through a diversified portfolio of UK companies.

Sustainability Objective

To invest in companies that make a positive contribution to people (employees, supply chain workers, local communities and customers) and the planet (the environment), through their products, services, and/or operations. In order to demonstrate a positive contribution to people and the planet, companies must meet the EdenTree Standard of Sustainability.

Cumulative Performance (as at 31/03/2026)



Cumulative Performance (as at 31/03/2026)

| | 1m | 3m | 6m | 1y | 3y | 5y | 10y |
|-----------|--------|--------|--------|--------|--------|--------|---------|
| Fund | -7.90% | -3.40% | -0.13% | 7.47% | 10.26% | -1.62% | 24.21% |
| IA Sector | -8.12% | -2.00% | 1.80% | 12.73% | 27.43% | 31.49% | 82.76% |
| Index | -6.68% | 2.41% | 8.95% | 21.54% | 45.56% | 69.34% | 129.78% |

Discrete Rolling 1-Year Performance (as at 31/03/2026)

| | 1 Yr to March 26 | 1 Yr to March 25 | 1 Yr to March 24 | 1 Yr to March 23 | 1 Yr to March 22 |
|-----------|------------------|------------------|------------------|------------------|------------------|
| Fund | 7.47% | -0.74% | 3.36% | -7.00% | -4.06% |
| IA Sector | 12.73% | 5.02% | 7.63% | -1.99% | 5.29% |
| Index | 21.54% | 10.46% | 8.43% | 2.92% | 13.03% |

Fund, Index and Sector performance reported in GBP. Fund performance calculated on a net total return NAV to NAV basis with net income reinvested into the Fund.

Source: © 2024 Morningstar. All Rights Reserved. The information, data, analyses and opinions ("Information") contained herein: (1) include the proprietary information of Morningstar and its content providers; (2) may not be copied or redistributed except as specifically authorised; (3) do not constitute investment advice; (4) are provided solely for informational purposes; (5) are not warranted to be complete, accurate or timely; and (6) may be drawn from data published on various dates. Morningstar is not responsible for any trading decisions, damages or other losses related to the Information or its use.

Top Holdings

| Name | |
|------------------|-------|
| ASTRAZENECA PLC | 4.77% |
| NATIONAL GRID PL | 4.33% |
| SSE PLC | 4.32% |
| LLOYDS BANKING | 3.86% |
| PRUDENTIAL PLC | 3.70% |
| TESCO PLC | 3.57% |
| HALMA PLC | 3.37% |
| DIPLOMA PLC | 3.18% |
| WISE PLC - A | 3.14% |
| LEGAL & GEN GRP | 3.08% |

Ratings and Awards



Contact Information

EdenTree Investment Management
Sunderland, SR43 4AU

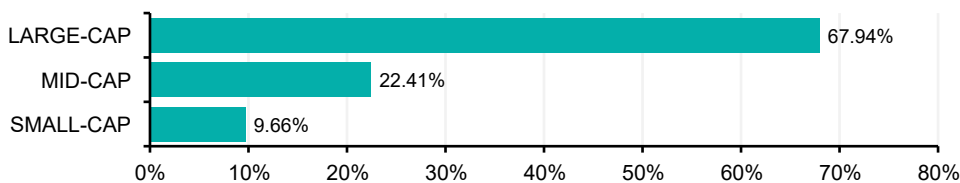
Investment Professionals | 0800 011 3821, or
clientservice@edentreeim.com
Private Individuals | 0800 358 3010
www.edentreeim.com

From 1 January 2021 the EdenTree Amity UK Fund became the EdenTree UK Equity Fund.

Past performance should not be seen as a guide to future performance. The value of an investment and the income from it can fall as well as rise as a result of market and currency fluctuations, you may not get back the amount originally invested. This factsheet should not be interpreted as financial advice. If you are unsure which investment is most suited for you, the advice of a qualified financial adviser should be sought.

EdenTree Investment Management Limited (EdenTree) Reg. No. 2519319. Registered in England at Benefact House, 2000, Pioneer Avenue, Gloucester Business Park, Brockworth, Gloucester, GL3 4AW, United Kingdom. EdenTree is authorised and regulated by the Financial Conduct Authority and is a member of the Investment Association. Firm Reference Number 527473.

Capitalisation of Equity Assets



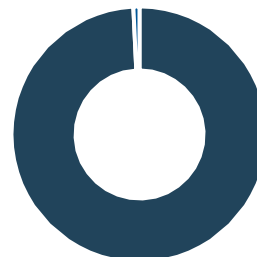
Sector Breakdown

| | |
|------------------|--------|
| Industrials | 34.91% |
| Financials | 22.49% |
| Health Care | 9.16% |
| Utilities | 8.65% |
| Consumer Disc. | 8.32% |
| Technology | 6.35% |
| Real Estate | 5.00% |
| Consumer Staples | 3.57% |
| Other | 0.76% |
| Cash | 0.79% |



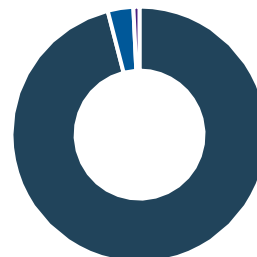
Region Breakdown

| | |
|----------------|--------|
| United Kingdom | 99.21% |
| Cash | 0.79% |



Asset Breakdown

| | |
|-------------------|--------|
| UK Equities | 95.99% |
| UK Infrastructure | 3.22% |
| Cash | 0.79% |



Yield figures are as at 31/03/2026. Rounding may cause small differences in percentages included in this document.

*Past 12 months' distributions as a % of midshare price, excluding preliminary charge.

**We compare the fund's performance to the FTSE All Share Index, however the portfolio manager is not bound or influenced by the index when making investment decisions.