

FUND FACTSHEET

EDENTREE SHORT DATED BOND FUND

SHARE CLASS B

May 2025



Fund Manager

Manager Name: David Katimbo-Mugwanya
Start Date: 01/09/2017

Price Information

Single price:	96.44p (as at 31/05/2025)
Currency:	GBP
Pricing:	Daily
Distribution Yield***:	4.40%
Historic Yield*:	3.51%
Underlying Yield:	4.05%
Weighted Yield to Maturity:	4.8763
Duration:	2.31

Fund Facts

Fund Size:	£272.04m
Investment Association Sector:	IA Sterling Corporate Bond
Index**:	iBoxx Non-Gilts 1-5 years ex BBB
Asset Class:	Fixed Income
Fund Launch Date:	01/09/2017
Share Class Inception Date:	01/09/2017
Domicile:	United Kingdom
ISA:	Eligible
No. of Holdings:	96

Identifiers

SEDOL:	BZ012J0
ISIN:	GB00BZ012J01

Dividends

Ex-Dividend Date:	01/01, 01/04, 01/07, 01/10
Dividend Pay Date:	28/02, 31/05, 31/08, 30/11

Charges

AMC:	0.35%
Ongoing Charge:	0.46%
Initial Charge:	0.00%

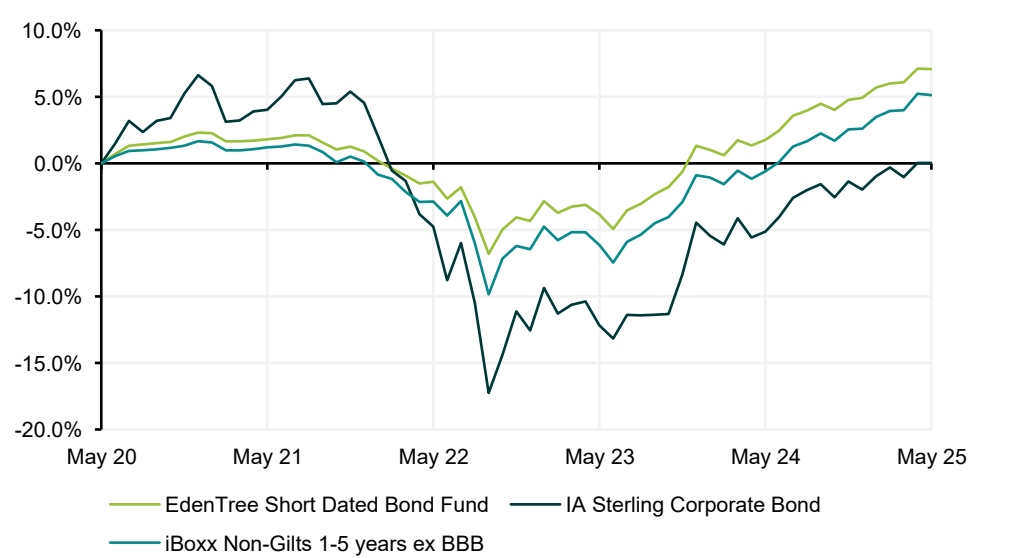
Investment Objective

The Fund aims to preserve capital and generate a regular income payable quarterly.

Details of the Fund’s Investment Policy and Sustainability Approach can be found in the Prospectus, Key Investor Information Document and the Fund’s Sustainability Disclosure which are available at www.edentreeim.com/literature

Sustainability Labels help investors find products that have a specific sustainability goal. This product does not have a UK sustainable investment label (a Sustainability Label). Although this Fund has sustainable characteristics, it does not have a label because it does not aim to achieve one of the specific sustainability goals associated with the labels.

Cumulative Performance (as at 31/05/2025)



Cumulative Performance (as at 31/05/2025)

	1m	3m	6m	1y	3y	5y
Fund	-0.03%	1.02%	2.21%	5.23%	8.58%	7.08%
IA Sector	-0.19%	0.15%	1.22%	5.25%	4.84%	-0.15%
Index	-0.10%	1.15%	2.52%	5.76%	8.23%	5.13%

Discrete Annual Performance (as at 31/12/2024)

	2024	2023	2022	2021	2020
Fund	3.56%	5.90%	-5.18%	-1.38%	2.29%
IA Sector	2.60%	9.26%	-16.36%	-1.95%	7.87%
Index	3.53%	5.94%	-6.57%	-1.51%	2.68%

Fund, Index and Sector performance reported in GBP. Fund performance calculated on a net total return NAV to NAV basis with net income reinvested into the Fund. Share class performance inception date: 01/09/2017.

Source: © 2024 Morningstar. All Rights Reserved. The information, data, analyses and opinions (“Information”) contained herein: (1) include the proprietary information of Morningstar and its content providers; (2) may not be copied or redistributed except as specifically authorised; (3) do not constitute investment advice; (4) are provided solely for informational purposes; (5) are not warranted to be complete, accurate or timely; and (6) may be drawn from data published on various dates. Morningstar is not responsible for any trading decisions, damages or other losses related to the Information or its use.

Top Holdings

Name	
ASIAN DEV BANK 5.125% SNR MTN 24/10/28 GBP	1.95%
NEW YORK LIFE GLOB 1.25% SNR SEC 17/12/26 GBP	1.89%
COUNCIL OF EUR DEV 4.25% SNR EMTN 16/03/26 GBP	1.85%
ING GROEP N.V. 5%-FRN SNR 30/08/2026 GBP	1.83%
COOPERATIEVE 1.875% 12/07/2028	1.76%
CREDIT AGRICOLE SA 4.875% 23/10/2029 GBP	1.70%
GLAXOSMITHKLINE CA 1.25% GTD SNR 12/10/28 GBP	1.68%
INTL BANK RECON&DV 4.875% BDS 7/12/28 GBP(VAR)'774'	1.54%
COMPASS GROUP PLC 3.85% 26/06/2026	1.51%
BQE FED CRED MUT 5% SNR PREF 22/10/2029 GBP	1.51%

Ratings and Awards

FE fundinfo Crown Rating



Rayner Spencer Mills Rating



Rayner Spencer Mills Responsible Rating



Square Mile Responsible Rating



Citywire Fund Manager Rating



Contact Information

EdenTree Investment Management
Sunderland, SR43 4AU

Investment Professionals | 0800 011 3821, or
clientservice@edentreeim.com
Private Individuals | 0800 358 3010
www.edentreeim.com

Past performance should not be seen as a guide to future performance. The value of an investment and the income from it can fall as well as rise as a result of market and currency fluctuations, you may not get back the amount originally invested. This factsheet should not be interpreted as financial advice. If you are unsure which investment is most suited for you, the advice of a qualified financial adviser should be sought.

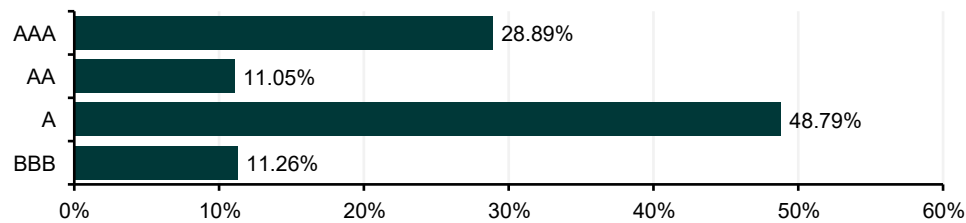
EdenTree Investment Management Limited (EdenTree) Reg. No. 2519319. Registered in England at Benefact House, 2000, Pioneer Avenue, Gloucester Business Park, Brockworth, Gloucester, GL3 4AW, United Kingdom. EdenTree is authorised and regulated by the Financial Conduct Authority and is a member of the Investment Association. Firm Reference Number 527473.

Asset Breakdown

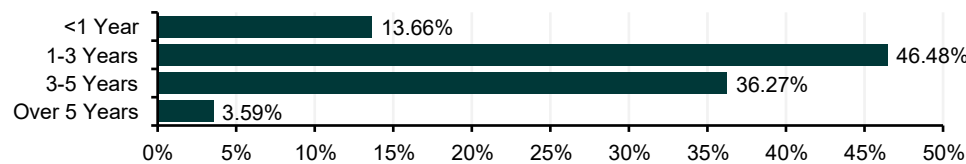
Corporate Bonds	69.08%
Supranational Bonds	21.17%
Government Bonds	9.74%
Cash	0.01%



Bond Rating



Bond Maturity



Sector Breakdown

Financials	48.94%
Government	30.16%
Real Estate	10.15%
Industrials	4.49%
Utilities	3.97%
Health Care	2.27%
Cash	0.01%



Region Breakdown

United Kingdom	29.37%
Supranational	21.17%
Netherlands	10.68%
France	10.38%
United States	9.01%
Finland	3.87%
Germany	3.56%
Spain	3.04%
Other	8.91%
Cash	0.01%



Yield figures are as at 31/05/2025. Rounding may cause small differences in percentages included in this document.

*Past 12 months' distributions as a % of midshare price, excluding preliminary charge.

**We compare the fund's performance to the iBoxx Non-Gilts 1-5 years ex BBB Index, however the portfolio manager is not bound or influenced by the index when making investment decisions.

***The Distribution Yield reflects the amounts that may be expected to be distributed over the next 12 months as a percentage of the mid-market unit price of the fund. The Underlying Yield reflects the annualised income net of expenses of the fund (calculated in accordance with relevant accounting standards) as a percentage of the midmarket unit price of the fund. Both Yields are based on a snapshot of the portfolio on that day. The yields do not include any preliminary charge and investors may be subject to tax on distributions.