

# FUND FACTSHEET

## EDENTREE SUSTAINABLE EUROPEAN EQUITY FUND

### SHARE CLASS B INC

March 2026



#### Fund Manager

<b>Manager Name:</b>	Chris Hiorns
<b>Start Date:</b>	31/03/2007
<b>Manager Name:</b>	David Osfield
<b>Start Date:</b>	01/09/2016

#### Price Information

<b>Single price:</b>	427.00p (as at 31/03/2026)
<b>Currency:</b>	GBP
<b>Pricing:</b>	Daily
<b>Historic Yield*:</b>	2.52%

#### Fund Facts

<b>Fund Size:</b>	£293.81m
<b>Investment Association Sector:</b>	IA Europe Excluding UK
<b>Index**:</b>	MSCI Europe ex UK GBP Net TR
<b>Asset Class:</b>	Equity
<b>Fund Launch Date:</b>	13/09/1999
<b>Share Class Inception Date:</b>	13/09/1999
<b>Domicile:</b>	United Kingdom
<b>ISA:</b>	Eligible
<b>No. of Holdings:</b>	53

#### Identifiers

<b>SEDOL:</b>	0844833
<b>ISIN:</b>	GB0008448333

#### Dividends

<b>Ex-Dividend Date:</b>	01/01, 01/07
<b>Dividend Pay Date:</b>	28/02, 31/08

#### Charges

<b>AMC:</b>	0.75%
<b>Ongoing Charge:</b>	0.93%
<b>Initial Charge:</b>	0.00%
<b>Minimum Investment:</b>	£1,000,000

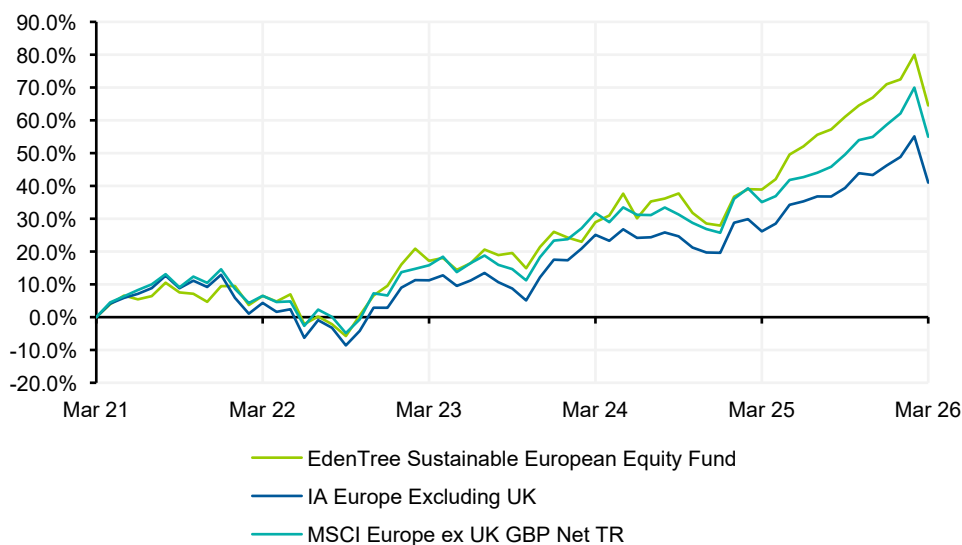
#### Financial Objective

To achieve long-term capital growth over five years or more with an income through a diversified portfolio of European (ex-UK) companies.

#### Sustainability Objective

To invest in companies that make a positive contribution to people (employees, supply chain workers, local communities and customers) and the planet (the environment), through their products, services, and/or operations. In order to demonstrate a positive contribution to people and the planet, companies must meet the EdenTree Standard of Sustainability.

#### Cumulative Performance (as at 31/03/2026)



#### Cumulative Performance (as at 31/03/2026)


	1m	3m	6m	1y	3y	5y	10y
Fund	-8.58%	-3.78%	2.15%	18.46%	40.43%	64.54%	164.68%
IA Sector	-9.08%	-3.55%	1.19%	11.79%	26.78%	41.03%	131.94%
Index	-8.80%	-2.29%	3.64%	14.77%	33.85%	55.01%	163.11%

#### Discrete Rolling 1-Year Performance (as at 31/03/2026)

	1 Yr to March 26	1 Yr to March 25	1 Yr to March 24	1 Yr to March 23	1 Yr to March 22
Fund	18.46%	7.72%	10.06%	10.04%	6.48%
IA Sector	11.79%	0.85%	12.45%	6.60%	4.35%
Index	14.77%	2.51%	13.76%	8.73%	6.51%

Fund, Index and Sector performance reported in GBP. Fund performance calculated on a net total return NAV to NAV basis with net income reinvested into the Fund. Prior to 01/01/2024 the index was the 'FTSE World Europe Ex UK Total Return GBP'. Prior to 01/04/2008 the index was the 'FTSE World Europe Total Return GBP'.

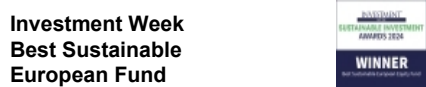

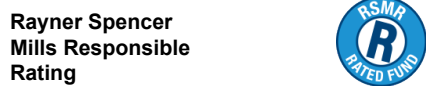
Source: © 2024 Morningstar. All Rights Reserved. The information, data, analyses and opinions ("Information") contained herein: (1) include the proprietary information of Morningstar and its content providers; (2) may not be copied or redistributed except as specifically authorised; (3) do not constitute investment advice; (4) are provided solely for informational purposes; (5) are not warranted to be complete, accurate or timely; and (6) may be drawn from data published on various dates. Morningstar is not responsible for any trading decisions, damages or other losses related to the Information or its use.



**Top Holdings**

Name	
ORANGE	2.88%
CARREFOUR SA	2.70%
MICHELIN	2.59%
MERCK KGAA	2.54%
GREENCOAT RENEWA	2.51%
WOLTERS KLUWER	2.50%
TELEFONICA	2.48%
ENEL SPA	2.44%
VEOLIA ENVIRONNE	2.43%
INDUS HLDG AG	2.25%

**Ratings and Awards**



**Contact Information**

EdenTree Investment Management  
Sunderland, SR43 4AU

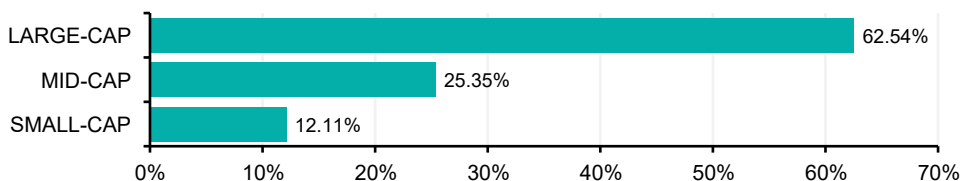
Investment Professionals | 0800 011 3821, or  
clientservice@edentreeim.com  
Private Individuals | 0800 358 3010  
www.edentreeim.com

From 1 January 2021 the EdenTree Amity  
European Fund became the EdenTree  
European Equity Fund.

Past performance should not be seen as a  
guide to future performance. The value of an  
investment and the income from it can fall as  
well as rise as a result of market and currency  
fluctuations, you may not get back the  
amount originally invested. This factsheet  
should not be interpreted as financial advice.  
If you are unsure which investment is most  
suited for you, the advice of a qualified  
financial adviser should be sought.

EdenTree Investment Management Limited  
(EdenTree) Reg. No. 2519319. Registered in  
England at Benefact House, 2000, Pioneer  
Avenue, Gloucester Business Park,  
Brockworth, Gloucester, GL3 4AW, United  
Kingdom. EdenTree is authorised and  
regulated by the Financial Conduct Authority  
and is a member of the Investment  
Association. Firm Reference Number 527473.

**Capitalisation of Equity Assets**



**Sector Breakdown**

Financials	17.74%
Industrials	15.80%
Health Care	11.95%
Consumer Disc.	11.24%
Telecommunications	9.13%
Utilities	7.37%
Consumer Staples	7.36%
Basic Materials	6.92%
Other	7.94%
Cash	4.54%



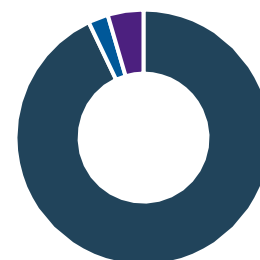
**Region Breakdown**

France	30.67%
Netherlands	16.09%
Germany	15.68%
Spain	8.31%
Ireland	6.88%
Italy	5.75%
Finland	3.52%
Switzerland	3.21%
Other	5.35%
Cash	4.54%



**Asset Breakdown**

Overseas Equities	92.95%
Overseas Infrastructure	2.51%
Cash	4.54%



Yield figures are as at 31/03/2026. Rounding may cause small differences in percentages included in this document.

\*Past 12 months' distributions as a % of midshare price, excluding preliminary charge.

\*\*We compare the fund's performance to the MSCI Europe ex UK GBP Net TR Index, however the portfolio manager is not bound or influenced by the index when making investment decisions.