

FUND FACTSHEET

EDENTREE EUROPEAN EQUITY FUND

SHARE CLASS B

June 2025



Fund Manager

Manager Name:	Chris Hiorns
Start Date:	31/03/2007
Manager Name:	David Osfield
Start Date:	01/09/2016

Price Information

Single price:	404.70p (as at 30/06/2025)
Currency:	GBP
Pricing:	Daily
Historic Yield*:	2.74%

Fund Facts

Fund Size:	£202.69m
Investment Association Sector:	IA Europe Excluding UK
Index**:	MSCI Europe ex UK GBP Net TR
Asset Class:	Equity
Fund Launch Date:	13/09/1999
Share Class Inception Date:	13/09/1999
Domicile:	United Kingdom
ISA:	Eligible
No. of Holdings:	49

Identifiers

SEDOL:	0844833
ISIN:	GB0008448333

Dividends

Ex-Dividend Date:	01/01, 01/07
Dividend Pay Date:	28/02, 31/08

Charges

AMC:	0.75%
Ongoing Charge:	0.91%
Initial Charge:	0.00%

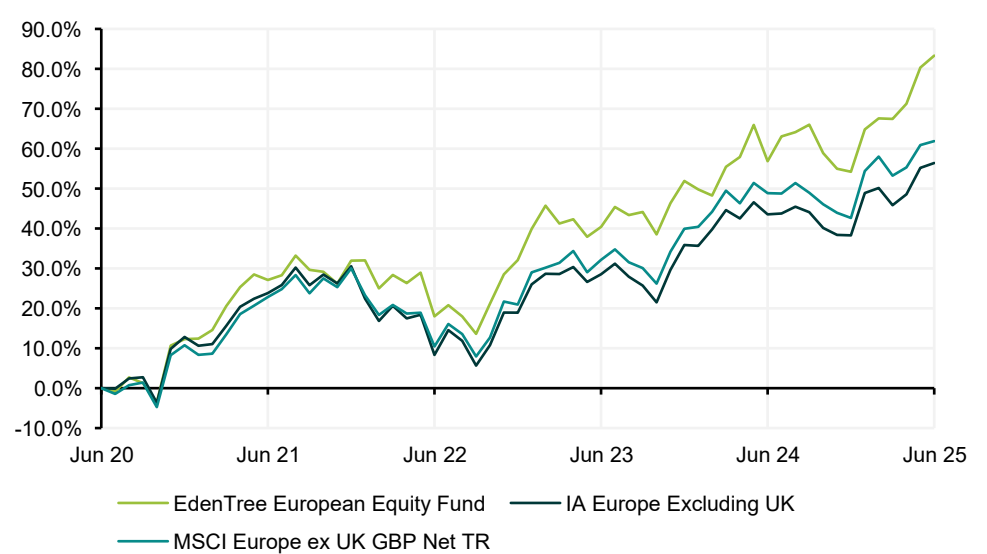
Investment Objective

To achieve long-term capital growth over five years or more with an income through a diversified portfolio of European (ex-UK) companies.

Details of the Fund's Investment Policy and Sustainability Approach can be found in the Prospectus, Key Investor Information Document and the Fund's Sustainability Disclosure which are available at www.edentreeim.com/literature

Sustainability Labels help investors find products that have a specific sustainability goal. This product does not have a UK sustainable investment label (a Sustainability Label). Although this Fund has sustainable characteristics, it does not have a label because it does not aim to achieve one of the specific sustainability goals associated with the labels.

Cumulative Performance (as at 30/06/2025)



Cumulative Performance (as at 30/06/2025)

	1m	3m	6m	1y	3y	5y	10y
Fund	1.66%	9.47%	18.86%	16.86%	55.35%	83.30%	156.32%
IA Sector	0.79%	7.25%	13.11%	8.96%	44.38%	56.41%	128.86%
Index	0.62%	5.64%	13.49%	8.76%	46.57%	61.89%	146.48%

Discrete Annual Performance (as at 31/12/2024)

	2024	2023	2022	2021	2020
Fund	1.52%	15.01%	0.10%	17.51%	5.91%
IA Sector	1.78%	14.25%	-8.90%	15.70%	10.53%
Index	1.94%	15.69%	-6.98%	17.40%	8.62%

Fund, Index and Sector performance reported in GBP. Fund performance calculated on a net total return NAV to NAV basis with net income reinvested into the Fund. Prior to 01/01/2024 the index was the 'FTSE World Europe Ex UK Total Return GBP'. Prior to 01/04/2008 the index was the 'FTSE World Europe Total Return GBP'.

Source: © 2024 Morningstar. All Rights Reserved. The information, data, analyses and opinions ("Information") contained herein: (1) include the proprietary information of Morningstar and its content providers; (2) may not be copied or redistributed except as specifically authorised; (3) do not constitute investment advice; (4) are provided solely for informational purposes; (5) are not warranted to be complete, accurate or timely; and (6) may be drawn from data published on various dates. Morningstar is not responsible for any trading decisions, damages or other losses related to the Information or its use.



Top Holdings

Name	
ENEL SPA	2.99%
SIGNIFY NV	2.89%
ORANGE	2.85%
COVIVIO	2.82%
GREENCOAT RENEWA	2.82%
INDUS HLDG AG	2.76%
BANK OF IRELAND	2.74%
BBVA	2.59%
REXEL SA	2.56%
TELEFONICA	2.54%

Ratings and Awards

FE fundinfo Crown Rating




Rayner Spencer Mills Responsible Rating



Rayner Spencer Mills Best Responsible Fund



Investment Week Best Sustainable European Fund



Contact Information

EdenTree Investment Management
Sunderland, SR43 4AU

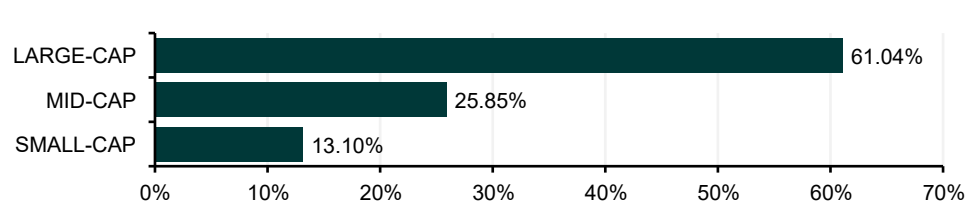
Investment Professionals | 0800 011 3821, or
clientservice@edentreeim.com
Private Individuals | 0800 358 3010
www.edentreeim.com

From 1 January 2021 the EdenTree Amity European Fund became the EdenTree European Equity Fund.

Past performance should not be seen as a guide to future performance. The value of an investment and the income from it can fall as well as rise as a result of market and currency fluctuations, you may not get back the amount originally invested. This factsheet should not be interpreted as financial advice. If you are unsure which investment is most suited for you, the advice of a qualified financial adviser should be sought.

EdenTree Investment Management Limited (EdenTree) Reg. No. 2519319. Registered in England at Benefact House, 2000, Pioneer Avenue, Gloucester Business Park, Brockworth, Gloucester, GL3 4AW, United Kingdom. EdenTree is authorised and regulated by the Financial Conduct Authority and is a member of the Investment Association. Firm Reference Number 527473.

Capitalisation of Equity Assets



Sector Breakdown

Financials	23.02%
Industrials	16.82%
Health Care	11.78%
Consumer Disc.	10.41%
Utilities	8.13%
Telecommunications	7.94%
Basic Materials	7.88%
Real Estate	4.82%
Other	6.04%
Cash	3.17%



Region Breakdown

France	30.30%
Netherlands	16.00%
Germany	15.28%
Spain	9.87%
Italy	6.12%
Ireland	5.56%
Switzerland	5.54%
Finland	3.41%
Other	4.76%
Cash	3.17%



Asset Breakdown

Overseas Equities	94.00%
Overseas Infrastructure	2.82%
Cash	3.17%



Yield figures are as at 30/06/2025. Rounding may cause small differences in percentages included in this document.

*Past 12 months' distributions as a % of midshare price, excluding preliminary charge.

**We compare the fund's performance to the MSCI Europe ex UK GBP Net TR Index, however the portfolio manager is not bound or influenced by the index when making investment decisions.