

# FUND FACTSHEET

## EDENTREE SUSTAINABLE GLOBAL EQUITY FUND

### SHARE CLASS B INC

March 2026



#### Fund Manager

<b>Manager Name:</b>	David Osfield
<b>Start Date:</b>	15/08/2016
<b>Manager Name:</b>	Thomas Fitzgerald
<b>Start Date:</b>	01/08/2018

#### Price Information

<b>Single price:</b>	401.70p (as at 31/03/2026)
<b>Currency:</b>	GBP
<b>Pricing:</b>	Daily
<b>Historic Yield*:</b>	1.09%

#### Fund Facts

<b>Fund Size:</b>	£289.86m
<b>Investment Association Sector:</b>	IA Global
<b>Index**:</b>	MSCI ACWI GBP Net TR
<b>Asset Class:</b>	Equity
<b>Fund Launch Date:</b>	13/09/1999
<b>Share Class Inception Date:</b>	13/09/1999
<b>Domicile:</b>	United Kingdom
<b>ISA:</b>	Eligible
<b>No. of Holdings:</b>	57

#### Identifiers

<b>SEDOL:</b>	0844907
<b>ISIN:</b>	GB0008449075

#### Dividends

<b>Ex-Dividend Date:</b>	01/01, 01/07
<b>Dividend Pay Date:</b>	28/02, 31/08

#### Charges

<b>AMC:</b>	0.75%
<b>Ongoing Charge:</b>	0.87%
<b>Initial Charge:</b>	0.00%
<b>Minimum Investment:</b>	£1,000,000

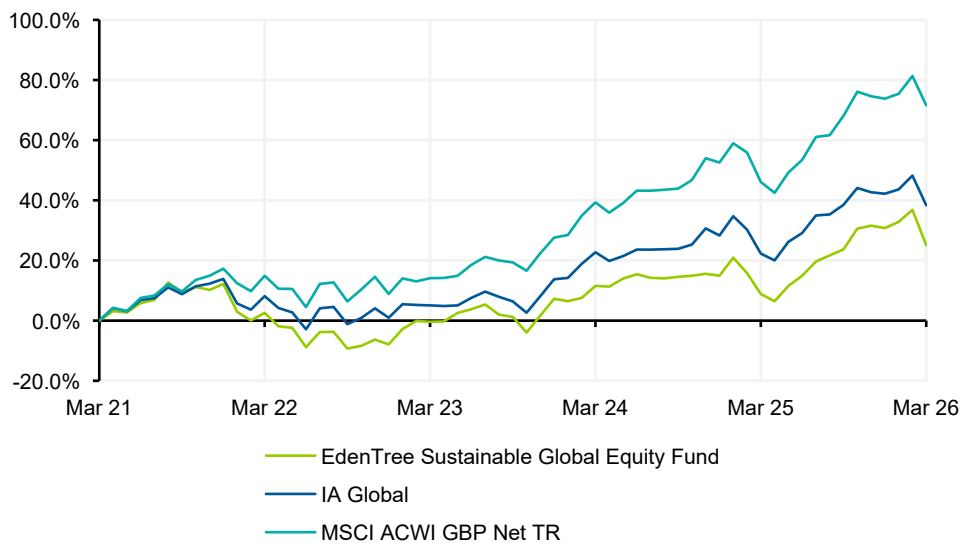
#### Financial Objective

To achieve long-term capital growth over five years or more with an income through a diversified portfolio of international (including the UK) companies.

#### Sustainability Objective

To invest in companies that make a positive contribution to people (employees, supply chain workers, local communities and customers) and the planet (the environment), through their products, services, and/or operations. In order to demonstrate a positive contribution to people and the planet, companies must meet the EdenTree Standard of Sustainability.

#### Cumulative Performance (as at 31/03/2026)



#### Cumulative Performance (as at 31/03/2026)

	1m	3m	6m	1y	3y	5y	10y
Fund	-8.56%	-4.31%	1.15%	14.95%	25.62%	25.13%	120.20%
IA Sector	-6.65%	-2.69%	-0.11%	13.15%	31.69%	38.37%	163.05%
Index	-5.37%	-1.27%	2.07%	17.47%	50.37%	71.61%	241.78%

#### Discrete Rolling 1-Year Performance (as at 31/03/2026)

	1 Yr to March 26	1 Yr to March 25	1 Yr to March 24	1 Yr to March 23	1 Yr to March 22
Fund	14.95%	-2.42%	12.00%	-2.91%	2.59%
IA Sector	13.15%	-0.36%	16.81%	-2.84%	8.15%
Index	17.47%	4.87%	22.07%	-0.69%	14.92%

Fund, Index and Sector performance reported in GBP. Fund performance calculated on a net total return NAV to NAV basis with net income reinvested into the Fund. Prior to 01/01/2024 the index was the 'FTSE World Total Return GBP'.

Source: © 2024 Morningstar. All Rights Reserved. The information, data, analyses and opinions ("Information") contained herein: (1) include the proprietary information of Morningstar and its content providers; (2) may not be copied or redistributed except as specifically authorised; (3) do not constitute investment advice; (4) are provided solely for informational purposes; (5) are not warranted to be complete, accurate or timely; and (6) may be drawn from data published on various dates. Morningstar is not responsible for any trading decisions, damages or other losses related to the Information or its use.



Top Holdings

Name	
ALPHABET INC-A	5.90%
MICROSOFT CORP	5.49%
TSMC	3.35%
VEOLIA ENVIRONNE	2.95%
SANOFI	2.76%
DAHSING BANKING	2.55%
BOSTON SCIENTIFC	2.34%
CLEANAWAY WASTE	2.22%
WASTE CONNECTION	2.20%
MEDTRONIC PLC	2.10%

Ratings and Awards



Rayner Spencer Mills Rating



Rayner Spencer Mills Responsible Rating



Contact Information

EdenTree Investment Management  
Sunderland, SR43 4AU

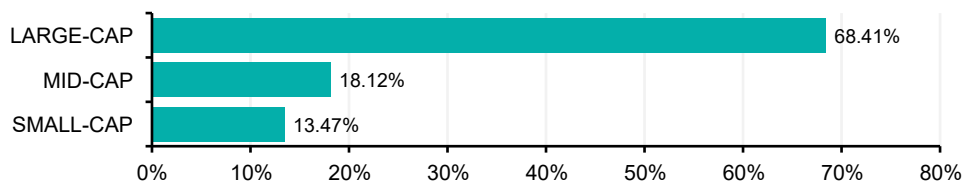
Investment Professionals | 0800 011 3821, or  
clientservice@edentreeim.com  
Private Individuals | 0800 358 3010  
www.edentreeim.com

From 1 January 2021 the EdenTree Amity International Fund became the EdenTree Global Equity Fund.

Past performance should not be seen as a guide to future performance. The value of an investment and the income from it can fall as well as rise as a result of market and currency fluctuations, you may not get back the amount originally invested. This factsheet should not be interpreted as financial advice. If you are unsure which investment is most suited for you, the advice of a qualified financial adviser should be sought.

EdenTree Investment Management Limited (EdenTree) Reg. No. 2519319. Registered in England at Benefact House, 2000, Pioneer Avenue, Gloucester Business Park, Brockworth, Gloucester, GL3 4AW, United Kingdom. EdenTree is authorised and regulated by the Financial Conduct Authority and is a member of the Investment Association. Firm Reference Number 527473.

Capitalisation of Equity Assets



Sector Breakdown

Technology	21.48%
Industrials	17.81%
Health Care	17.55%
Financials	13.04%
Utilities	11.25%
Consumer Disc.	4.96%
Basic Materials	3.92%
Real Estate	2.06%
Cash	7.93%



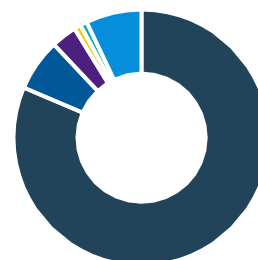
Region Breakdown

United States	47.71%
United Kingdom	8.84%
France	7.32%
Taiwan	5.16%
Italy	3.46%
Denmark	2.86%
Norway	2.73%
Hong Kong	2.69%
Other	11.30%
Cash	7.93%



Asset Breakdown

Overseas Equities	81.40%
UK Equities	6.59%
Overseas Infrastructure	3.23%
Cash Fund	0.87%
UK Infrastructure	0.85%
Cash	7.07%



Yield figures are as at 31/03/2026. Rounding may cause small differences in percentages included in this document.

\*Past 12 months' distributions as a % of midshare price, excluding preliminary charge.

\*\*We compare the fund's performance to the MSCI ACWI GBP Net TR Index, however the portfolio manager is not bound or influenced by the index when making investment decisions.