

FUND FACTSHEET

EDENTREE GLOBAL IMPACT BOND FUND

SHARE CLASS B

June 2025



Fund Manager

Manager Name:	David Katimbo-Mugwanya
Start Date:	24/01/2022
Manager Name:	Michael Sheehan
Start Date:	24/01/2022

Price Information

Single price:	88.73p (as at 30/06/2025)
Currency:	GBP
Pricing:	Daily
Distribution Yield***:	3.79%
Historic Yield*:	3.32%
Underlying Yield:	3.24%
Weighted Yield to Maturity:	4.6667
Duration:	7.23

Fund Facts

Fund Size:	£26.93m
Investment Association Sector:	IA Global Corporate Bond
Index**:	iBoxx Global Green, Social & Sustainability Bonds TR (GBP Hedged)
Asset Class:	Fixed Income
Fund Launch Date:	24/01/2022
Share Class Inception Date:	24/01/2022
Domicile:	United Kingdom
ISA:	Eligible
No. of Holdings:	69

Identifiers

SEDOL:	BP5FBJ0
ISIN:	GB00BP5FBJ01

Dividends

Ex-Dividend Date:	01/01, 01/04, 01/07, 01/10
Dividend Pay Date:	28/02, 31/05, 31/08, 30/11

Charges

AMC†:	0.55%
Ongoing Charge:	0.60%
Initial Charge:	0.00%



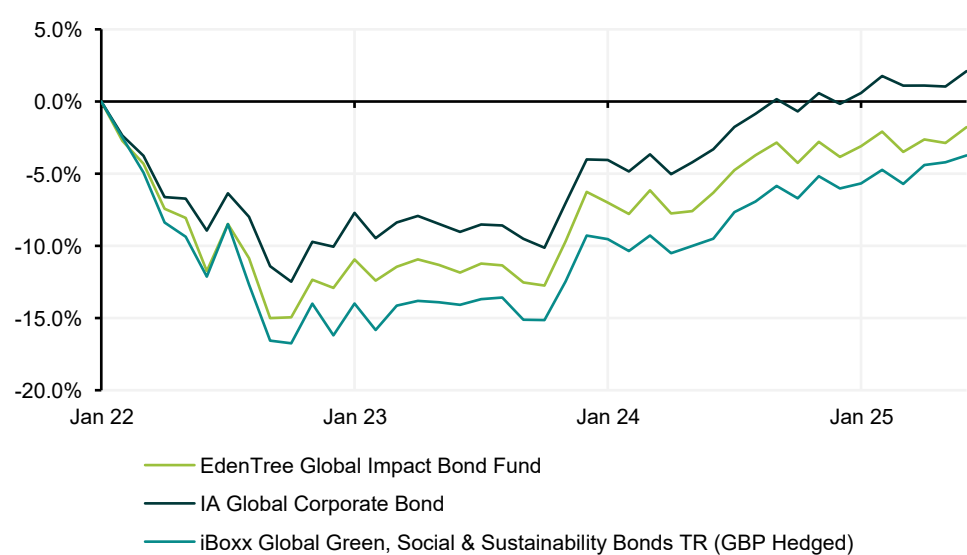
Financial Objective

To invest in fixed income securities globally to deliver a regular level of income, payable quarterly.

Sustainability Objective

To generate positive environmental and social impacts with the following goals: i) To support a reduction in the level of greenhouse gas (GHG) emissions caused by human activity by investing in bonds that provide sustainable solutions and engaging with the companies that issue them. This includes solutions that increase the provision of environmental solutions such as renewable energy, enable a circular economy, or improve water management. This will be measured in tonnes of carbon dioxide equivalent (CO2e) avoided on an annual basis. ii) To support an increase in access to basic services for underserved communities by investing in bonds that contribute to the following themes - Social Infrastructure, Health & Wellbeing and Education & Financial Inclusion, and engaging with the companies that issue them.

Cumulative Performance (as at 30/06/2025)



Cumulative Performance (as at 30/06/2025)

	1m	3m	6m	1y	3y
Fund	1.13%	1.78%	2.14%	4.85%	11.30%
IA Sector	1.05%	0.99%	2.27%	5.60%	12.13%
Index	0.50%	2.09%	2.43%	6.38%	9.55%

Discrete Annual Performance (as at 31/12/2024)

	2024	2023
Fund	2.59%	7.64%
IA Sector	4.01%	6.72%
Index	3.60%	8.24%

Fund, Index and Sector performance reported in GBP. Fund performance calculated on a net total return NAV to NAV basis with net income reinvested into the Fund. Share class performance inception date: 24/01/2022.

Source: © 2024 Morningstar. All Rights Reserved. The information, data, analyses and opinions (“Information”) contained herein: (1) include the proprietary information of Morningstar and its content providers; (2) may not be copied or redistributed except as specifically authorised; (3) do not constitute investment advice; (4) are provided solely for informational purposes; (5) are not warranted to be complete, accurate or timely; and (6) may be drawn from data published on various dates. Morningstar is not responsible for any trading decisions, damages or other losses related to the Information or its use.



Top Holdings

Name		
YORKSHIRE WTR FIN 5.25% GTD 28/04/2030 GBP	2.80%	
GERMANY(FEDERAL TBOND 2.3% 15/02/2033	2.71%	
NATIONAL GRID NA 4.061% SNR 03/09/2036 EUR	2.66%	
NATWEST GROUP PLC 3.575%-FRN SNR 12/09/32 EUR	2.65%	
MOTABILITY OPERATI 3.875% GTD SNR 24/01/34 EUR	2.63%	
UNITED UTILS WAT F 3.75% GTD SNR 23/05/34 EUR	2.56%	
DWR CYMRU UK PLC 5.75% SNR SEC 10/09/44 GBP	2.52%	
UK(GOVT OF)1.5% SNR 31/07/2053 GBP1000	2.40%	
PLACES FOR PPLE TS 6.25% GTD SNR 06/12/41 GBP	2.31%	
SEVERN TRENT FIN 4% GTD SNR 05/03/2034 EUR	2.31%	

Ratings and Awards

Citywire Fund  
Manager Rating



Contact Information

EdenTree Investment Management  
Sunderland, SR43 4AU

Investment Professionals | 0800 011 3821, or  
clientservice@edentreeim.com  
Private Individuals | 0800 358 3010  
www.edentreeim.com

Past performance should not be seen as a guide to future performance. The value of an investment and the income from it can fall as well as rise as a result of market and currency fluctuations, you may not get back the amount originally invested. This factsheet should not be interpreted as financial advice. If you are unsure which investment is most suited for you, the advice of a qualified financial adviser should be sought.

EdenTree Investment Management Limited (EdenTree) Reg. No. 2519319. Registered in England at Benefact House, 2000, Pioneer Avenue, Gloucester Business Park, Brockworth, Gloucester, GL3 4AW, United Kingdom. EdenTree is authorised and regulated by the Financial Conduct Authority and is a member of the Investment Association. Firm Reference Number 527473.

Asset Breakdown

Corporate Bonds	75.23%
Government Bonds	15.77%
Supranational Bonds	5.31%
Cash	3.68%



ESG Bond Labelling

Impact - Sustainable Solutions	57.19%
Impact - Social Infrastructure	17.23%
Impact - Health and Wellbeing	3.95%
Impact - Education and Financial Inclusion	2.96%
Green	1.91%
Responsible	16.77%

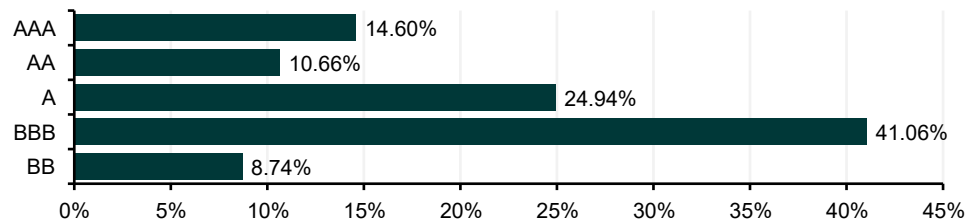


Currency Allocation

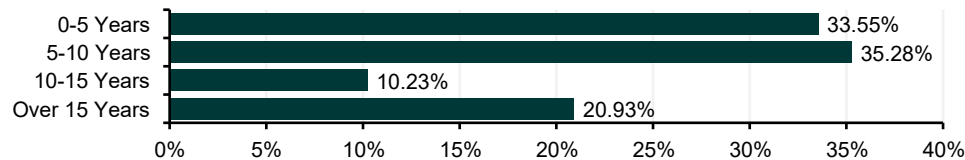
EUR	43.62%
GBP	28.25%
USD	28.14%



Bond Rating



Bond Maturity



Yield figures are as at 30/06/2025. Rounding may cause small differences in percentages included in this document.  
\*Past 12 months' distributions as a % of midshare price, excluding preliminary charge.  
\*\*We compare the fund's performance to the iBoxx Global Green, Social & Sustainability Bonds TR (GBP Hedged) Index, however the portfolio manager is not bound or influenced by the index when making investment decisions.  
\*\*\*The Distribution Yield reflects the amounts that may be expected to be distributed over the next 12 months as a percentage of the mid-market unit price of the fund. The Underlying Yield reflects the annualised income net of expenses of the fund (calculated in accordance with relevant accounting standards) as a percentage of the midmarket unit price of the fund. Both Yields are based on a snapshot of the portfolio on that day. The yields do not include any preliminary charge and investors may be subject to tax on distributions.  
†AMC is charged to capital for all share classes of this fund which could constrain the potential growth of your investment.