

FUND FACTSHEET

EDENTREE UK EQUITY GROWTH FUND

SHARE CLASS A

December 2020



Investment Objective

To achieve long-term capital growth over five years or more with an income. The UK Equity Growth Fund aims to invest at least 80% in a range of UK incorporated companies whose primary listing is in the UK, which the Manager believes offer good potential for long-term capital growth.

Fund Manager

Manager name:	Philip Harris
Start Date:	01/09/2015
Manager name:	Ketan Patel
Start Date:	01/09/2016

Price Information

Single price:	281.80p (as at 30/11/2020)
Currency:	British Pound
Pricing:	Daily
Historic Yield (%)*:	1.51

Fund Facts

Fund Size:	£136.45m
IA Sector:	IA UK All Companies
Index***:	FTSE All Share
Asset Class:	Equity
Launch Date:	13/09/1999
Domicile:	United Kingdom
ISA:	Available and Eligible
Number of Holdings:	59
Minimum Investment:	£1,000

Identifiers

Sedol:	0844598
ISIN:	GB0008445982

Dividends

Ex-Dividend Date:	01/01, 01/07
Dividend Pay Date:	30/04, 31/08

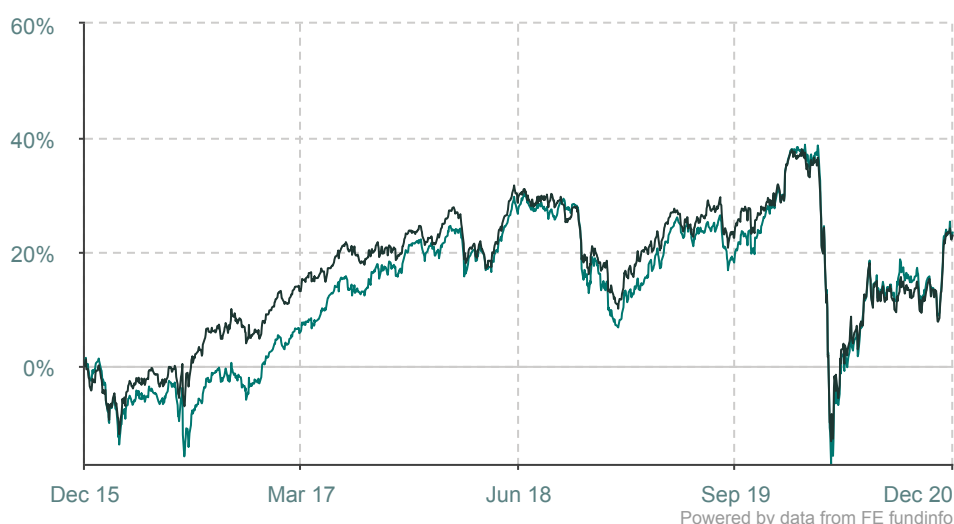
Charges

AMC:	1.25%
Ongoing Charge:	1.60%
Initial Charge:	0.00%

Fund Manager Commentary

November saw the FTSE 100, FTSE 250 and FTSE Small Cap return 12.4%, 12.3% and 14.9% respectively. The anticipation of several viable vaccines saw world equity markets rally, Sterling strengthen against the Dollar as investors rotated away from perceived safe havens and the oil price reach its highest level since March. The Bank of England announced an increased level of quantitative easing due to the resurgence of coronavirus. The chancellor's spending review saw an unprecedented level of government borrowing and economic contraction. Brexit talks remained at an impasse. Urban & Civic, on the back of a takeover bid from the Wellcome Trust, SSP, Legal & General and Applied Graphene Materials performed well during the month. Falls in Future, Knights, Actual Experience and Instem impacted performance. In terms of portfolio activity we started a position in B&M, a general merchandise discount retailer, Advanced Medical Solutions, a healthcare company and Sage, an accounting and payroll software company. We took profits in British American Tobacco, Smart Metering Systems, Applied Graphene Materials and Urban & Civic. The fund's proven investment strategy has delivered material outperformance over the FTSE All Share Index over many years and since its inception and we believe this can continue.

Cumulative Performance (as at 30/11/2020)



- Responsible and Sustainable UK Equity Opportunities
- IA UK All Companies

Cumulative Performance (as at 30/11/2020)

	1m	3m	6m	1y	3y	5y	10y
Fund	13.35%	6.42%	10.77%	-5.65%	1.73%	23.44%	152.35%
Sector	14.08%	8.44%	9.91%	-6.64%	0.41%	22.92%	88.58%

Discrete Performance (as at 31/12/2019)

	31/12/2014 to 31/12/2015	31/12/2015 to 31/12/2016	31/12/2016 to 31/12/2017	31/12/2017 to 31/12/2018	31/12/2018 to 31/12/2019
Fund	11.01%	1.64%	19.20%	-11.84%	27.00%
Sector	4.86%	10.82%	13.99%	-11.19%	22.24%

Source: FE fundinfo. Fund and Sector performance is shown in local currency, on a bid to bid basis with income re-invested into the fund.

Top 10 Holdings

Name	%
ASSTEAD GROUP ORD GBPO.10	4.78%
LIONTRUST ASSET MANAGEMENT ORD GBPO.01	4.11%
NEXT ORD GBPO.10	3.68%
ST JAMES'S PLACE ORD GBPO.15	3.38%
GLOBALDATA PLC ORD GBPO.0007142	3.30%
PRUDENTIAL GBPO.05	3.12%
LEGAL & GENERAL GP ORD GBPO.025	2.99%
BP ORD USD0.25	2.98%
ROYAL DUTCH SHELL 'B'ORD EURO.07	2.81%
SMITH & NEPHEW ORD USD0.20	2.72%

Ratings and Awards

FE fundinfo Crown Rating: 

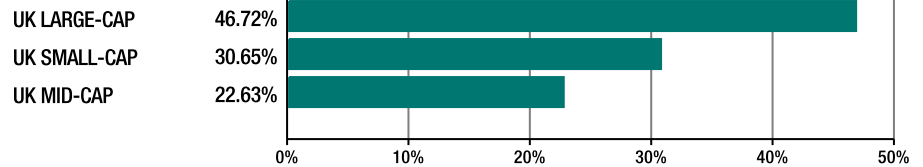
Contact Information

EdenTree Investment Management
 PO Box 3733
 Swindon
 SN4 4BG

Investment professionals – 0800 011 3821
 Private individuals – 0800 358 3010
 Charity fund enquiries – 0800 032 3778

www.edentreeim.com


Capitalisation of Assets



Sector Breakdown



Region Breakdown



Asset Breakdown



Rounding may cause small differences in percentages included in this document

*Past 12 months' distributions as a % of midshare price, excluding preliminary charge.

Yield figures are as at 30/11/2020.

**We compare the fund's performance to the FTSE All Share Index, however the portfolio manager is not bound or influenced by the index when making investment decisions.

Past performance should not be seen as a guide to future performance. The value of an investment and the income from it can fall as well as rise as a result of market and currency fluctuations, you may not get back the amount originally invested. This factsheet should not be interpreted as financial advice. If you are unsure which investment is most suited for you, the advice of a qualified financial adviser should be sought.

EdenTree Investment Management Limited (EdenTree) Reg. No. 2519319. Registered in England at Beaufort House, Brunswick Road, Gloucester, GL1 1JZ, United Kingdom. EdenTree is authorised and regulated by the Financial Conduct Authority and is a member of the Investment Association. Firm Reference Number 527473.