

FUND FACTSHEET

EDENTREE RESPONSIBLE AND SUSTAINABLE UK EQUITY FUND

SHARE CLASS B

April 2021



Investment Objective

To achieve long-term capital appreciation over five years or more and an income, through a diversified portfolio of UK companies. The Edentree Responsible and Sustainable UK Equity Fund aims to invest at least 80% in UK companies whose primary listing is in the UK by investing in a portfolio of companies which make a positive contribution to society and the environment through sustainable and socially responsible practices.

Fund Manager

Manager name:	Sue Round
Start Date:	01/03/1988
Manager name:	Ketan Patel
Start Date:	01/09/2016

Price Information

Single price:	247.60p (as at 31/03/2021)
Currency:	British Pound
Pricing:	Daily
Historic Yield (%)*:	1.03

Fund Facts

Fund Size:	£154.06m
IA Sector:	IA UK All Companies
Index**:	FTSE All Share
Asset Class:	Equity
Launch Date:	01/03/1988
Domicile:	United Kingdom
ISA:	Eligible
Number of Holdings:	54
Minimum Investment:	£1,000,000

Identifiers

Sedol:	0937175
ISIN:	GB0009371757

Dividends

Ex-Dividend Date:	01/01, 01/07
Dividend Pay Date:	30/04, 31/08

Charges

AMC:	0.75%
Ongoing Charge:	0.80%
Initial Charge:	0.00%

Fund Manager Commentary

March saw the FTSE 100, FTSE 250 and FTSE small cap return 3.6%, 2.9% and 4.7% respectively. Chancellor Rishi Sunak sought to strike a balance between Covid-19 support measures and fiscal responsibility in his second budget. The furlough scheme was extended whilst corporation tax rates are scheduled to increase in 2023 and personal tax thresholds are due to be frozen. The Bank of England unanimously voted both to maintain interest rates and the pace of quantitative easing, whilst also upgrading the outlook for the UK economy. Sterling was weak against the US dollar. The vaccination rollout programme continued apace with the government on course to meet its first vaccine dose target. John Menzies, Bellway, Clinigen and Spectris added to performance, whilst James Fisher, Genus and Johnson Services were detractors. In terms of portfolio activity, we sold out of positions in United Utilities, Applied Graphene, SSE, Vodafone and Morgan Sindall. Notable top ups included Oxford Instruments, Rentokil, Victrex, Smith & Nephew, Lloyds, Relx, Ferguson, Sabre, Marshalls and Phoenix. The Fund's performance over 1 and 3 years remains ahead of the benchmark and continues to take in material net new inflows despite the UK being a highly unloved market by fund buyers.

Cumulative Performance (as at 31/03/2021)



■ Responsible and Sustainable UK Equity

■ IA UK All Companies

Cumulative Performance (as at 31/03/2021)

	1m	3m	6m	1y	3y	5y	10y
Fund	3.99%	4.57%	17.10%	32.61%	15.07%	31.27%	114.29%
Sector	3.77%	5.83%	22.04%	37.99%	14.73%	38.91%	93.03%

Discrete Performance (as at 31/12/2020)

	31/12/2015 to 31/12/2016	31/12/2016 to 31/12/2017	31/12/2017 to 31/12/2018	31/12/2018 to 31/12/2019	31/12/2019 to 31/12/2020
Fund	4.49%	12.76%	-12.21%	26.66%	-5.61%
Sector	10.82%	13.99%	-11.19%	22.24%	-6.01%

Source: FE fundinfo. Fund and Sector performance is shown in local currency, on a bid to bid basis with income re-invested into the fund.

Top 10 Holdings

Name	%
HALMA ORD GBP0.10	4.71%
DECHRA PHARMA ORD GBP0.01	4.10%
GENUS ORD GBP0.10	3.62%
ASTRAZENECA ORD USD0.25	3.34%
SMITH & NEPHEW ORD USD0.20	3.09%
RELX PLC	3.00%
OXFORD INSTRUMENTS ORD GBP0.05	2.91%
PRUDENTIAL GBP0.05	2.82%
NEXT ORD GBP0.10	2.65%
DUNELM GROUP LTD W/I	2.59%

Ratings and Awards



Rayner Spencer Mills
Rating:



Contact Information

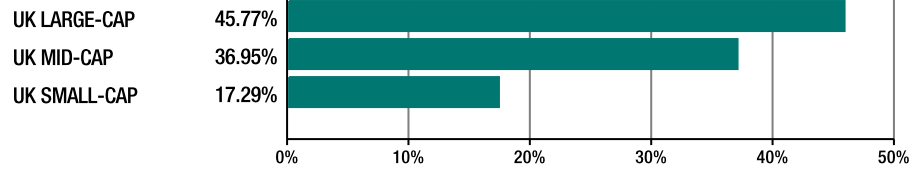
EdenTree Investment Management
PO Box 3733
Swindon
SN4 4BG

Investment professionals – 0800 011 3821
Private individuals – 0800 358 3010
Charity fund enquiries – 0800 032 3778

www.edentreeim.com

From 1 January 2021 the EdenTree Amity UK Fund became the EdenTree Responsible and Sustainable UK Equity Fund.


Capitalisation of Assets



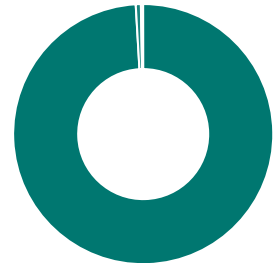
Sector Breakdown



Region Breakdown



Asset Breakdown



Rounding may cause small differences in percentages included in this document

*Past 12 months' distributions as a % of midshare price, excluding preliminary charge.

Yield figures are as at 31/03/2021.

**We compare the fund's performance to the FTSE All Share Index, however the portfolio manager is not bound or influenced by the index when making investment decisions.

Past performance should not be seen as a guide to future performance. The value of an investment and the income from it can fall as well as rise as a result of market and currency fluctuations, you may not get back the amount originally invested. This factsheet should not be interpreted as financial advice. If you are unsure which investment is most suited for you, the advice of a qualified financial adviser should be sought.

EdenTree Investment Management Limited (EdenTree) Reg. No. 2519319. Registered in England at Benefact House, 2000, Pioneer Avenue, Gloucester Business Park, Brockworth, Gloucester, GL3 4AW, United Kingdom. EdenTree is authorised and regulated by the Financial Conduct Authority and is a member of the Investment Association. Firm Reference Number 527473.