

# FUND FACTSHEET

## EDENTREE UK EQUITY OPPORTUNITIES FUND

### SHARE CLASS A

May 2025



#### Fund Manager

<b>Manager Name:</b>	Chi-Chung Man
<b>Start Date:</b>	01/06/2023
<b>Manager Name:</b>	Greg Herbert
<b>Start Date:</b>	01/01/2024

#### Price Information

<b>Single price:</b>	319.50p (as at 31/05/2025)
<b>Currency:</b>	GBP
<b>Pricing:</b>	Daily
<b>Historic Yield*:</b>	0.94%

#### Fund Facts

<b>Fund Size:</b>	£103.72m
<b>Investment Association Sector:</b>	IA UK All Companies
<b>Index**:</b>	FTSE All Share
<b>Asset Class:</b>	Equity
<b>Fund Launch Date:</b>	13/09/1999
<b>Share Class Inception Date:</b>	13/09/1999
<b>Domicile:</b>	United Kingdom
<b>ISA:</b>	Available and Eligible
<b>No. of Holdings:</b>	51

#### Identifiers

<b>SEDOL:</b>	0844598
<b>ISIN:</b>	GB0008445982

#### Dividends

<b>Ex-Dividend Date:</b>	01/01, 01/07
<b>Dividend Pay Date:</b>	28/02, 31/08

#### Charges

<b>AMC:</b>	1.25%
<b>Ongoing Charge:</b>	1.40%
<b>Initial Charge:</b>	0.00%

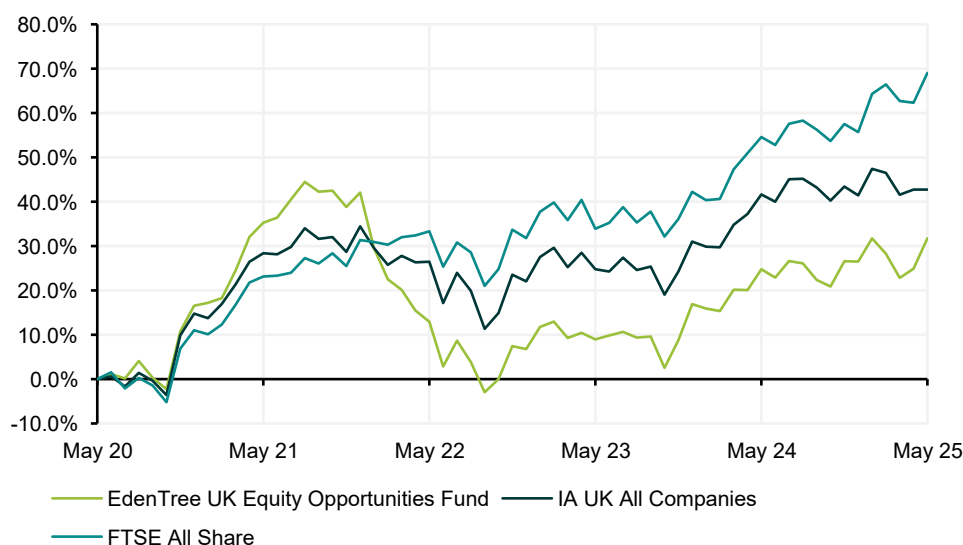
#### Investment Objective

To achieve long-term capital growth over five years or more with an income.

Details of the Fund's Investment Policy and Sustainability Approach can be found in the Prospectus, Key Investor Information Document and the Fund's Sustainability Disclosure which are available at [www.edentreeim.com/literature](http://www.edentreeim.com/literature)

Sustainability Labels help investors find products that have a specific sustainability goal. This product does not have a UK sustainable investment label (a Sustainability Label). Although this Fund has sustainable characteristics, it does not have a label because it does not aim to achieve one of the specific sustainability goals associated with the labels.

#### Cumulative Performance (as at 31/05/2025)



#### Cumulative Performance (as at 31/05/2025)

	1m	3m	6m	1y	3y	5y	10y
Fund	5.48%	2.70%	4.07%	5.59%	16.64%	31.74%	41.45%
IA Sector	5.15%	2.44%	4.65%	5.97%	18.68%	50.09%	58.94%
Index	4.14%	1.55%	7.31%	9.35%	26.79%	69.03%	80.72%

#### Discrete Annual Performance (as at 31/12/2024)

	2024	2023	2022	2021	2020
Fund	8.21%	9.50%	-24.85%	21.89%	-5.38%
IA Sector	7.95%	7.35%	-9.23%	17.14%	-6.17%
Index	9.47%	7.92%	0.34%	18.32%	-9.82%

Fund, Index and Sector performance reported in GBP. Fund performance calculated on a net total return NAV to NAV basis with net income reinvested into the Fund.

Source: © 2024 Morningstar. All Rights Reserved. The information, data, analyses and opinions ("Information") contained herein: (1) include the proprietary information of Morningstar and its content providers; (2) may not be copied or redistributed except as specifically authorised; (3) do not constitute investment advice; (4) are provided solely for informational purposes; (5) are not warranted to be complete, accurate or timely; and (6) may be drawn from data published on various dates. Morningstar is not responsible for any trading decisions, damages or other losses related to the Information or its use.

Top Holdings

Name	
TATTON ASSET MAN	4.28%
WISE PLC - A	4.23%
ST JAMES'S PLACE	4.00%
RELX PLC	3.87%
SAGE GROUP PLC/T	3.83%
NEXT PLC	3.71%
CONVATEC GROUP P	3.09%
JTC PLC	3.03%
GLOBALDATA PLC	3.00%
GAMES WORKSHOP	2.84%

Ratings and Awards

FE fundinfo Crown Rating

 FE fundinfo Crown Fund Rating

Contact Information

EdenTree Investment Management  
Sunderland, SR43 4AU

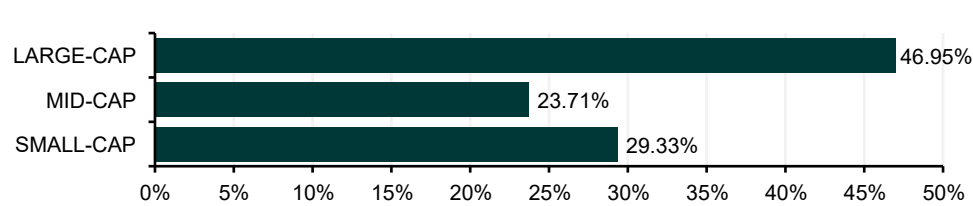
Investment Professionals | 0800 011 3821, or  
clientservice@edentreeim.com  
Private Individuals | 0800 358 3010  
www.edentreeim.com

From 1 January 2021 the EdenTree UK Equity Growth Fund became the EdenTree UK Equity Opportunities Fund, following minor changes to the fund's name, investment objective and investment policy.

Past performance should not be seen as a guide to future performance. The value of an investment and the income from it can fall as well as rise as a result of market and currency fluctuations, you may not get back the amount originally invested. This factsheet should not be interpreted as financial advice. If you are unsure which investment is most suited for you, the advice of a qualified financial adviser should be sought.

EdenTree Investment Management Limited (EdenTree) Reg. No. 2519319. Registered in England at Benefact House, 2000, Pioneer Avenue, Gloucester Business Park, Brockworth, Gloucester, GL3 4AW, United Kingdom. EdenTree is authorised and regulated by the Financial Conduct Authority and is a member of the Investment Association. Firm Reference Number 527473.

Capitalisation of Equity Assets



Sector Breakdown

Financials	25.30%
Consumer Disc.	21.20%
Industrials	13.96%
Technology	12.86%
Health Care	10.26%
Real Estate	4.78%
Utilities	1.95%
Consumer Staples	0.88%
Other	1.04%
Cash	7.77%



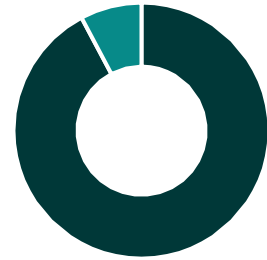
Region Breakdown

United Kingdom	92.23%
Other	0.00%
Cash	7.77%



Asset Breakdown

UK Equities	92.23%
Cash	7.77%



Yield figures are as at 31/05/2025. Rounding may cause small differences in percentages included in this document.

\*Past 12 months' distributions as a % of midshare price, excluding preliminary charge.

\*\*We compare the fund's performance to the FTSE All Share Index, however the portfolio manager is not bound or influenced by the index when making investment decisions.