

FUND FACTSHEET

EDENTREE UK EQUITY FUND

SHARE CLASS A

April 2025



Fund Manager

Manager Name:	Greg Herbert
Start Date:	01/11/2023
Manager Name:	Chi-Chung Man
Start Date:	01/06/2023

Price Information

Single price:	221.10p (as at 30/04/2025)
Currency:	GBP
Pricing:	Daily
Historic Yield*:	1.49%

Fund Facts

Fund Size:	£80.12m
Investment Association Sector:	IA UK All Companies
Index**:	FTSE All Share
Asset Class:	Equity
Fund Launch Date:	01/03/1988
Share Class Inception Date:	01/03/1988
Domicile:	United Kingdom
ISA:	Available and Eligible
No. of Holdings:	47

Identifiers

SEDOL:	0937131
ISIN:	GB0009371310

Dividends

Ex-Dividend Date:	01/01, 01/07
Dividend Pay Date:	28/02, 31/08

Charges

AMC:	1.25%
Ongoing Charge:	1.47%
Initial Charge:	0.00%

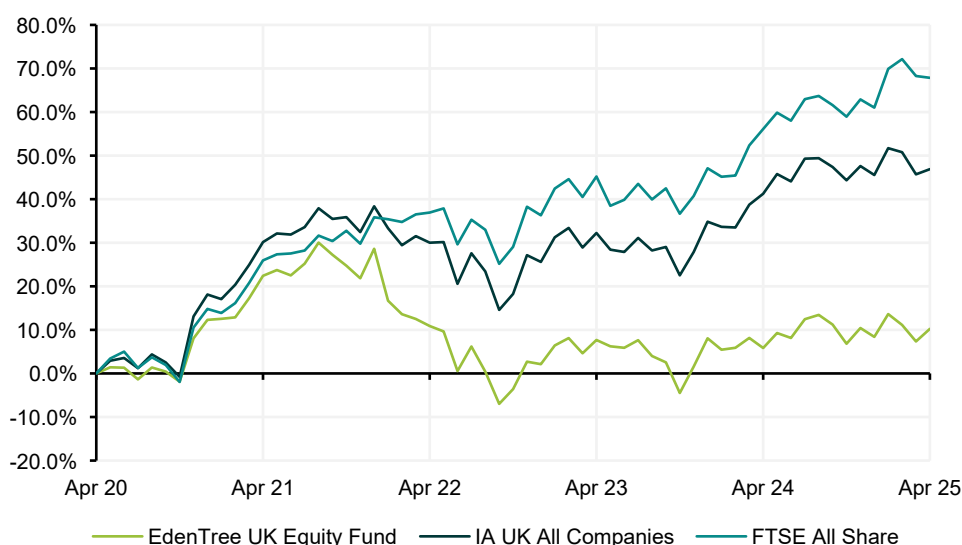
Investment Objective

To achieve long-term capital appreciation over five years or more and an income, through a diversified portfolio of UK companies.

Details of the Fund's Investment Policy and Sustainability Approach can be found in the Prospectus, Key Investor Information Document and the Fund's Sustainability Disclosure which are available at www.edentreeim.com/literature.

Sustainability Labels help investors find products that have a specific sustainability goal. This product does not have a UK sustainable investment label (a Sustainability Label). Although this Fund has sustainable characteristics, it does not have a label because it does not aim to achieve one of the specific sustainability goals associated with the labels.

Cumulative Performance (as at 30/04/2025)



Cumulative Performance (as at 30/04/2025)

	1m	3m	6m	1y	3y	5y	10y
Fund	2.69%	-2.98%	3.20%	4.15%	-0.59%	10.23%	17.38%
IA Sector	0.82%	-3.18%	1.77%	4.00%	12.98%	46.89%	56.32%
Index	-0.25%	-1.21%	5.61%	7.53%	22.59%	67.86%	75.87%

Discrete Annual Performance (as at 31/12/2024)

	2024	2023	2022	2021	2020
Fund	0.30%	5.82%	-20.59%	14.52%	-6.30%
IA Sector	7.95%	7.35%	-9.23%	17.14%	-6.17%
Index	9.47%	7.92%	0.34%	18.32%	-9.82%

Fund, Index and Sector performance reported in GBP. Fund performance calculated on a net total return NAV to NAV basis with net income reinvested into the Fund.

Source: © 2024 Morningstar. All Rights Reserved. The information, data, analyses and opinions ("Information") contained herein: (1) include the proprietary information of Morningstar and its content providers; (2) may not be copied or redistributed except as specifically authorised; (3) do not constitute investment advice; (4) are provided solely for informational purposes; (5) are not warranted to be complete, accurate or timely; and (6) may be drawn from data published on various dates. Morningstar is not responsible for any trading decisions, damages or other losses related to the Information or its use.

Top Holdings

Name	
RELX PLC	4.61%
WISE PLC - A	4.00%
LONDON STOCK EX	3.92%
NEXT PLC	3.84%
NATIONAL GRID PL	3.80%
ASTRAZENECA PLC	3.78%
LLOYDS BANKING	3.45%
HALMA PLC	3.43%
SAGE GROUP PLC/T	3.28%
SSE PLC	3.19%

Ratings and Awards

FE fundinfo Crown Rating



Rayner Spencer
Mills Responsible
Rating



Contact Information

EdenTree Investment Management
Sunderland, SR43 4AU

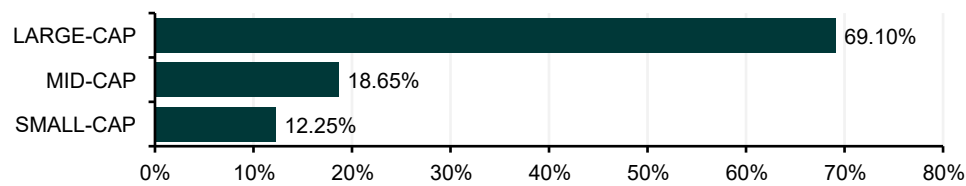
Investment Professionals | 0800 011 3821, or
clientservice@edentreeim.com
Private Individuals | 0800 358 3010
www.edentreeim.com

From 1 January 2021 the EdenTree Amity UK
Fund became the EdenTree UK Equity Fund.

Past performance should not be seen as a
guide to future performance. The value of an
investment and the income from it can fall as
well as rise as a result of market and currency
fluctuations, you may not get back the
amount originally invested. This factsheet
should not be interpreted as financial advice.
If you are unsure which investment is most
suited for you, the advice of a qualified
financial adviser should be sought.

EdenTree Investment Management Limited
(EdenTree) Reg. No. 2519319. Registered in
England at Benefact House, 2000, Pioneer
Avenue, Gloucester Business Park,
Brockworth, Gloucester, GL3 4AW, United
Kingdom. EdenTree is authorised and
regulated by the Financial Conduct Authority
and is a member of the Investment
Association. Firm Reference Number 527473.

Capitalisation of Equity Assets



Sector Breakdown

Industrials	33.25%
Financials	20.66%
Consumer Disc.	10.76%
Technology	9.23%
Health Care	9.19%
Utilities	6.99%
Real Estate	5.22%
Consumer Staples	2.82%
Other	1.58%
Cash	0.29%



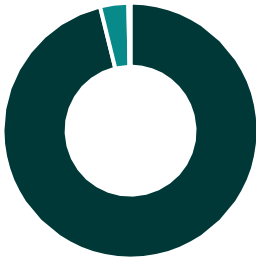
Region Breakdown

United Kingdom	99.71%
Cash	0.29%



Asset Breakdown

UK Equities	96.16%
UK Infrastructure	3.55%
Cash	0.29%



Yield figures are as at 30/04/2025. Rounding may cause small differences in percentages included in this document.
*Past 12 months' distributions as a % of midshare price, excluding preliminary charge.
**We compare the fund's performance to the FTSE All Share Index, however the portfolio manager is not bound or influenced by the index when making investment decisions.