

FUND FACTSHEET

EDENTREE RESPONSIBLE AND SUSTAINABLE SHORT DATED BOND FUND SHARE CLASS B



February 2025

Fund Manager

Manager Name: David Katimbo-Mugwanya

Start Date: 01/09/2017

Price Information

Single price: 96.36p (as at 28/02/2025)

Currency: GBP

Pricing: Daily

Distribution Yield*:** 4.25%

Historic Yield*: 3.36%

Underlying Yield: 3.90%

Weighted Yield to Maturity: 4.8118

Duration: 2.33

Fund Facts

Fund Size: £329.63m

Investment Association Sector: IA Sterling Corporate Bond

Index:** iBoxx Non-Gilts 1-5 years ex BBB

Asset Class: Fixed Income

Fund Launch Date: 01/09/2017

Share Class Inception Date: 01/09/2017

Domicile: United Kingdom

ISA: Eligible

No. of Holdings: 100

Identifiers

SEDOL: BZ012J0

ISIN: GB00BZ012J01

Dividends

Ex-Dividend Date: 01/01, 01/04, 01/07, 01/10

Dividend Pay Date: 28/02, 31/05, 31/08, 30/11

Charges

AMC: 0.35%

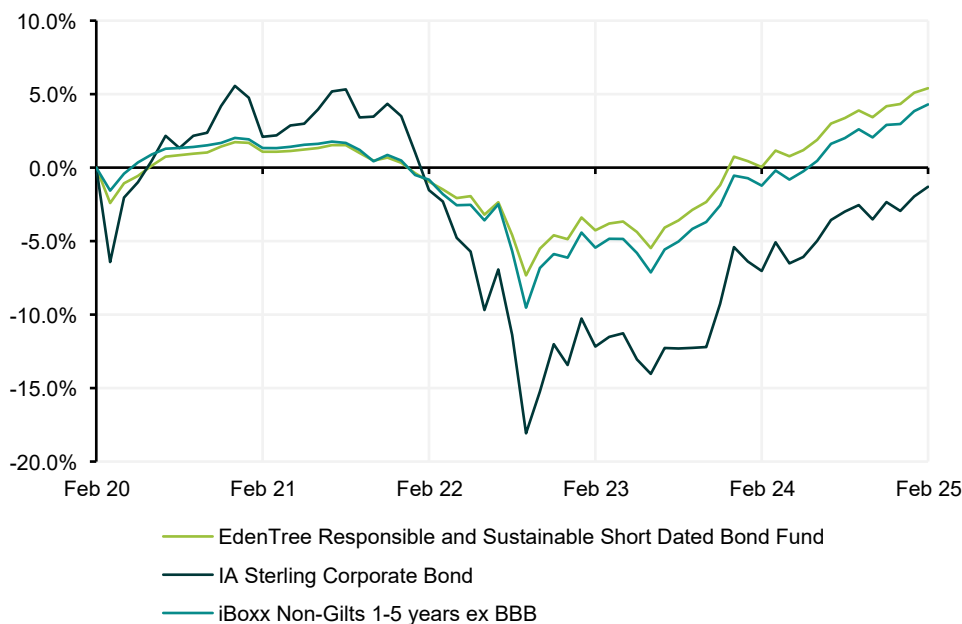
Ongoing Charge: 0.48%

Initial Charge: 0.00%

Investment Objective

The Fund aims to preserve capital and generate a regular income payable quarterly. The Fund will aim to invest at least 80% in short dated government bonds and debt instruments issued by companies that the manager believes make a positive contribution to society and the environment through sustainable and socially responsible practices.

Cumulative Performance (as at 28/02/2025)



Cumulative Performance (as at 28/02/2025)

	1m	3m	6m	1y	3y	5y
Fund	0.29%	1.17%	1.96%	5.36%	6.42%	5.40%
IA Sector	0.67%	1.07%	1.74%	6.16%	0.23%	-1.30%
Index	0.44%	1.35%	2.24%	5.59%	5.16%	4.30%

Discrete Annual Performance (as at 31/12/2024)

	2024	2023	2022	2021	2020
Fund	3.56%	5.90%	-5.18%	-1.38%	2.29%
IA Sector	2.60%	9.26%	-16.36%	-1.95%	7.87%
Index	3.53%	5.94%	-6.57%	-1.51%	2.68%


Fund, Index and Sector performance reported in GBP. Fund performance calculated on a net total return NAV to NAV basis with net income reinvested into the Fund. Share class performance inception date: 01/09/2017.

Source: © 2024 Morningstar. All Rights Reserved. The information, data, analyses and opinions ("Information") contained herein: (1) include the proprietary information of Morningstar and its content providers; (2) may not be copied or redistributed except as specifically authorised; (3) do not constitute investment advice; (4) are provided solely for informational purposes; (5) are not warranted to be complete, accurate or timely; and (6) may be drawn from data published on various dates. Morningstar is not responsible for any trading decisions, damages or other losses related to the Information or its use.

Top Holdings

Name	
INTER-AMER DEV BK 4.75% SNR 05/10/29 GBP1000	1.79%
BANCO SANTANDER 5.125% 25/01/2030 GBP	1.70%
ABN AMRO BANK N.V. 5.25% SNR MTN 26/05/26 GBP	1.68%
YORKSHIRE PWR FIN 7.25% GTD SNR 04/08/28GBP	1.67%
COMPASS GROUP PLC 3.85% 26/06/2026	1.63%
ASSURA FINANCING 3% SNR 19/07/2028 GBP100000	1.61%
ANGLIAN WTR SERV FIN BNDS 4.5% 05/10/2027	1.60%
MUNICIPALITY FIN 5.125% GTD SNR 22/07/27GBP	1.59%
CREDIT AGRICOLE SA 5.75%-FRN 29/11/2027 GBP	1.59%
SCENTRE MGMT LTD 3.875% 16/07/2026	1.59%

Ratings and Awards



Contact Information

EdenTree Investment Management
Sunderland, SR43 4AU

Investment Professionals | 0800 011 3821, or
clientservice@edentreeim.com
Private Individuals | 0800 358 3010
www.edentreeim.com

Past performance should not be seen as a guide to future performance. The value of an investment and the income from it can fall as well as rise as a result of market and currency fluctuations, you may not get back the amount originally invested. This factsheet should not be interpreted as financial advice. If you are unsure which investment is most suited for you, the advice of a qualified financial adviser should be sought.

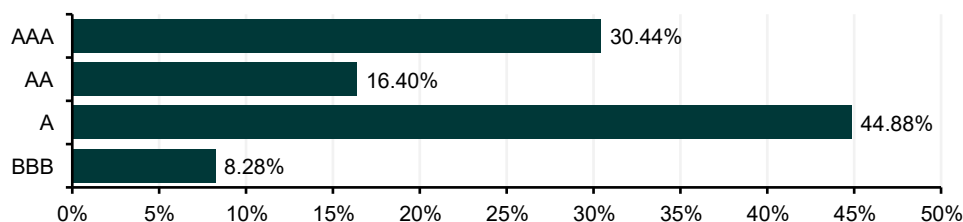
EdenTree Investment Management Limited (EdenTree) Reg. No. 2519319. Registered in England at Benefact House, 2000, Pioneer Avenue, Gloucester Business Park, Brockworth, Gloucester, GL3 4AW, United Kingdom. EdenTree is authorised and regulated by the Financial Conduct Authority and is a member of the Investment Association. Firm Reference Number 527473.

Asset Breakdown

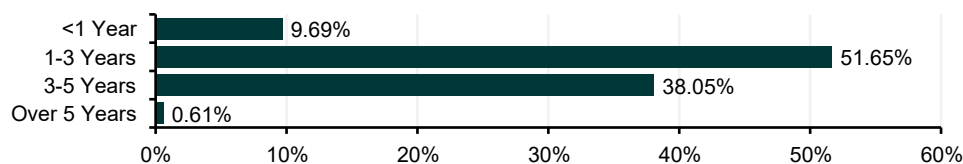
Corporate Bonds	68.55%
Supranational Bonds	21.67%
Government Bonds	9.05%
Cash	0.73%



Bond Rating



Bond Maturity



Sector Breakdown

Financials	45.75%
Government	30.07%
Real Estate	11.72%
Utilities	5.48%
Industrials	4.39%
Health Care	1.86%
Cash	0.73%



Region Breakdown

United Kingdom	29.32%
Supranational	20.90%
Netherlands	10.31%
France	9.94%
United States	8.30%
Finland	3.27%
Spain	3.25%
Germany	3.21%
Other	10.77%
Cash	0.73%



Yield figures are as at 28/02/2025. Rounding may cause small differences in percentages included in this document.

*Past 12 months' distributions as a % of midshare price, excluding preliminary charge.

**We compare the fund's performance to the iBoxx Non-Gilts 1-5 years ex BBB Index, however the portfolio manager is not bound or influenced by the index when making investment decisions.

***The Distribution Yield reflects the amounts that may be expected to be distributed over the next 12 months as a percentage of the mid-market unit price of the fund. The Underlying Yield reflects the annualised income net of expenses of the fund (calculated in accordance with relevant accounting standards) as a percentage of the midmarket unit price of the fund. Both Yields are based on a snapshot of the portfolio on that day. The yields do not include any preliminary charge and investors may be subject to tax on distributions.