

FUND FACTSHEET

EDENTREE GREEN FUTURE FUND

SHARE CLASS B

April 2025



Fund Manager

Manager Name:	Charlie Thomas
Start Date:	24/01/2022
Manager Name:	Thomas Fitzgerald
Start Date:	24/01/2022

Price Information

Single price:	106.30p (as at 30/04/2025)
Currency:	GBP
Pricing:	Daily
Historic Yield*:	0.88%

Fund Facts

Fund Size:	£37.01m
Investment Association Sector:	IA Global
Index**:	MSCI ACWI GBP Net TR
Asset Class:	Equity
Fund Launch Date:	24/01/2022
Share Class Inception Date:	24/01/2022
Domicile:	United Kingdom
ISA:	Eligible
No. of Holdings:	44
SFDR Classification:	Article 9

Identifiers

SEDOL:	BP5FBP6
ISIN:	GB00BP5FBP60

Dividends

Ex-Dividend Date:	01/01, 01/07
Dividend Pay Date:	28/02, 31/08

Charges

AMC:	0.75%
Ongoing Charge:	0.85%
Initial Charge:	0.00%



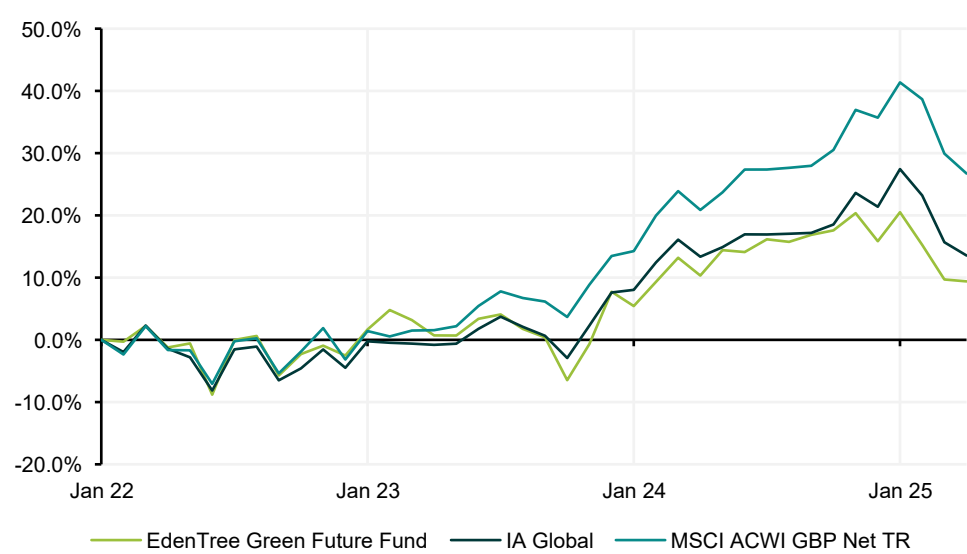
Financial Objective

To provide capital growth over 5 years or more, with an income.

Sustainability Objective

To support a reduction in the level of greenhouse gas emissions, measured in tonnes of CO2e avoided on an annual basis, through the Fund’s investment in, and engagement with, companies whose products and services provide climate change solutions.

Cumulative Performance (as at 30/04/2025)



Cumulative Performance (as at 30/04/2025)

	1m	3m	6m	1y	3y
Fund	-0.28%	-9.22%	-6.97%	-0.85%	10.75%
IA Sector	-1.84%	-10.90%	-4.20%	0.17%	15.19%
Index	-2.46%	-10.36%	-2.90%	4.84%	28.83%

Discrete Annual Performance (as at 31/12/2024)

	2024	2023
Fund	7.54%	10.51%
IA Sector	12.80%	12.67%
Index	19.59%	17.18%

Fund, Index and Sector performance reported in GBP. Fund performance calculated on a net total return NAV to NAV basis with net income reinvested into the Fund. Share class performance inception date: 24/01/2022. Prior to 01/01/2024 the index was the 'FTSE World Total Return GBP'.

Source: © 2024 Morningstar. All Rights Reserved. The information, data, analyses and opinions ("Information") contained herein: (1) include the proprietary information of Morningstar and its content providers; (2) may not be copied or redistributed except as specifically authorised; (3) do not constitute investment advice; (4) are provided solely for informational purposes; (5) are not warranted to be complete, accurate or timely; and (6) may be drawn from data published on various dates. Morningstar is not responsible for any trading decisions, damages or other losses related to the Information or its use.

Top Holdings

Name	
VEOLIA ENVIRONNE	3.97%
STANTEC INC	3.54%
MUELLER WATER-A	3.44%
CLEAN HARBORS	3.31%
BRAMBLES LTD	3.22%
PRYSMIAN SPA	3.19%
SCHNEIDER ELECTR	3.13%
PENTAIR PLC	2.82%
ENEL SPA	2.70%
SSE PLC	2.65%

Ratings and Awards

Contact Information

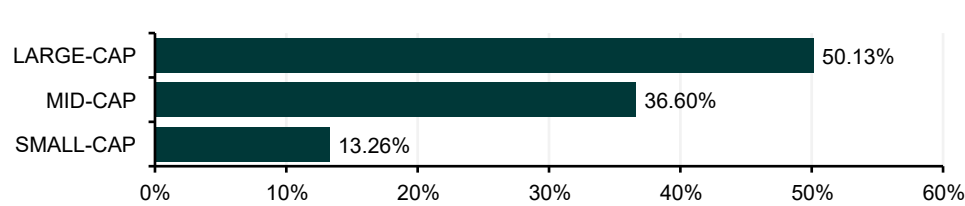
EdenTree Investment Management
Sunderland, SR43 4AU

Investment Professionals | 0800 011 3821, or
clientservice@edentreeim.com
Private Individuals | 0800 358 3010
www.edentreeim.com

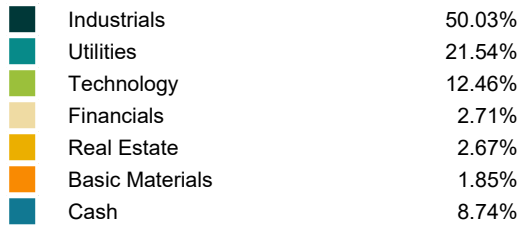
Past performance should not be seen as a guide to future performance. The value of an investment and the income from it can fall as well as rise as a result of market and currency fluctuations, you may not get back the amount originally invested. This factsheet should not be interpreted as financial advice. If you are unsure which investment is most suited for you, the advice of a qualified financial adviser should be sought.

EdenTree Investment Management Limited (EdenTree) Reg. No. 2519319. Registered in England at Benefact House, 2000, Pioneer Avenue, Gloucester Business Park, Brockworth, Gloucester, GL3 4AW, United Kingdom. EdenTree is authorised and regulated by the Financial Conduct Authority and is a member of the Investment Association. Firm Reference Number 527473.

Capitalisation of Equity Assets



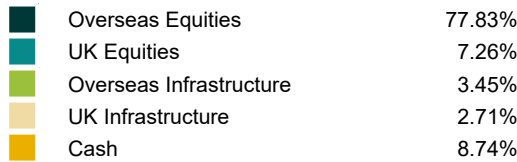
Sector Breakdown



Region Breakdown



Asset Breakdown



Yield figures are as at 30/04/2025. Rounding may cause small differences in percentages included in this document.

*Past 12 months' distributions as a % of midshare price, excluding preliminary charge.

**We compare the fund's performance to the MSCI ACWI GBP Net TR Index, however the portfolio manager is not bound or influenced by the index when making investment decisions.