

FUND FACTSHEET

EDENTREE RESPONSIBLE AND SUSTAINABLE MULTI-ASSET CAUTIOUS FUND SHARE CLASS A



September 2024

Fund Manager

Manager Name: Chris Hiorns
Start Date: 01/07/2021

Price Information

Single price: 99.78p (as at 30/09/2024)
Currency: GBP
Pricing: Daily

Fund Facts

Fund Size: £4.65m
Investment Association Sector: IA Mixed Investment 20-60% Shares
Asset Class: Mixed Asset
Fund Launch Date: 01/07/2021
Share Class Inception Date: 01/07/2021
Domicile: United Kingdom
ISA: Available and Eligible
No. of Holdings: 670

Identifiers

SEDOL: BMWLQR3
ISIN: GB00BWLQR30

Dividends

Ex-Dividend Date: 01/01, 01/07
Dividend Pay Date: 28/02, 31/08

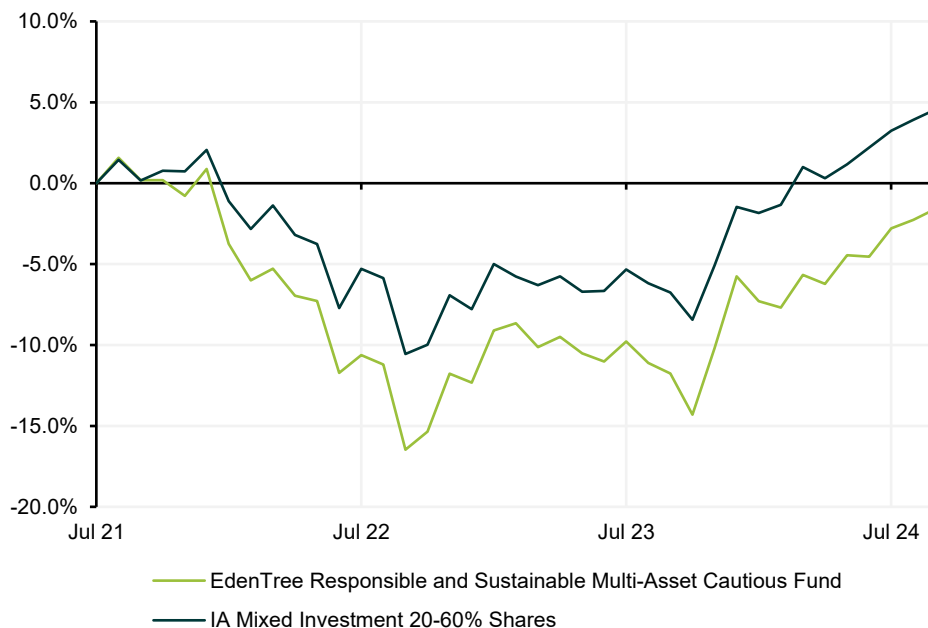
Charges

AMC: 1.10%
Ongoing Charge: 1.25%
Synthetic OCF: 1.53%
Initial Charge: 0.00%

Investment Objective

Our Edentree Responsible and Sustainable Multi-Asset Cautious Fund seeks to provide long-term capital growth and income over five years or more with a lower level of risk relative to other funds within our range.

Cumulative Performance (as at 30/09/2024)



Cumulative Performance (as at 30/09/2024)

	1m	3m	6m	1y	3y
Fund	0.69%	3.08%	4.32%	11.51%	-1.79%
IA Sector	0.60%	2.29%	3.51%	12.13%	4.37%

Discrete Annual Performance (as at 31/12/2023)

	2023	2022
Fund	7.49%	-13.10%
IA Sector	6.86%	-9.65%

Fund, Index and Sector performance reported in GBP. Fund performance calculated on a net total return NAV to NAV basis with net income reinvested into the Fund. Share class performance inception date: 01/07/2021.

Source: © 2024 Morningstar. All Rights Reserved. The information, data, analyses and opinions ("Information") contained herein: (1) include the proprietary information of Morningstar and its content providers; (2) may not be copied or redistributed except as specifically authorised; (3) do not constitute investment advice; (4) are provided solely for informational purposes; (5) are not warranted to be complete, accurate or timely; and (6) may be drawn from data published on various dates. Morningstar is not responsible for any trading decisions, damages or other losses related to the Information or its use.

Top Holdings

Name	
BRIT LAND CO PLC	1.00%
RENEWABLES INFRA	0.70%
GREENCOAT UK WIN	0.69%
FORESIGHT ENVIRO	0.67%
BLUEFIELD SOLAR	0.67%
FORESIGHT SOLAR	0.67%
GREENCOAT RENEWA	0.66%
GCP INFRASTRUCTU	0.64%
MICROSOFT CORP	0.56%
GORE STREET ENER	0.50%

Ratings and Awards

Hymans Risk Controlled



SimplyBiz Multi-Asset Research Fund List



Defaqto Risk Rating



Dynamic Planner Profile



Contact Information

EdenTree Investment Management
Sunderland, SR43 4AU

Investment Professionals | 0800 011 3821, or
clientservice@edentreeim.com
Private Individuals | 0800 358 3010
www.edentreeim.com

Past performance should not be seen as a guide to future performance. The value of an investment and the income from it can fall as well as rise as a result of market and currency fluctuations, you may not get back the amount originally invested. This factsheet should not be interpreted as financial advice. If you are unsure which investment is most suited for you, the advice of a qualified financial adviser should be sought.

EdenTree Investment Management Limited (EdenTree) Reg. No. 2519319. Registered in England at Benefact House, 2000, Pioneer Avenue, Gloucester Business Park, Brockworth, Gloucester, GL3 4AW, United Kingdom. EdenTree is authorised and regulated by the Financial Conduct Authority and is a member of the Investment Association. Firm Reference Number 527473.

Asset Breakdown

Equities	41.87%
Corporate Bonds	31.20%
Infrastructure	9.61%
Government Bonds	8.86%
REITs	3.98%
Other Bonds	1.07%
Cash	3.42%



Sector Breakdown

Financials	26.08%
Industrials	13.71%
Utilities	9.65%
Government	8.52%
Real Estate	7.43%
Consumer Disc.	5.79%
Health Care	4.90%
Technology	4.56%
Other	15.95%
Cash	3.42%

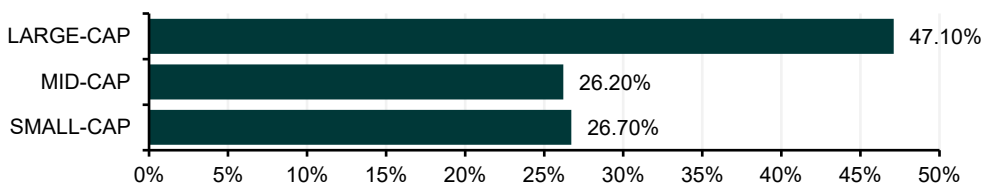


Region Breakdown

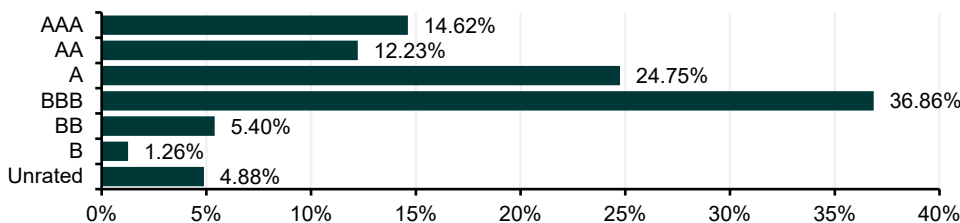
United Kingdom	53.48%
United States	11.78%
France	7.76%
Netherlands	4.08%
Supranational	3.55%
Germany	3.31%
Ireland	1.62%
Italy	1.29%
Other	9.71%
Cash	3.42%



Capitalisation of Equity Assets



Bond Rating



Rounding may cause small differences in percentages included in this document. Allocations and holdings include look through information.
*Synthetic OCF. *The ongoing charges figure (OCF) includes all appropriate costs that may be deducted from the fund's assets, in line with current regulatory and industry guidance. The OCF includes a synthetic element relating to the costs incurred in underlying collective investment undertakings, where permitted by the Prospectus. The OCF is included in the Annual or Interim report and are calculated biannually.