

FUND FACTSHEET

EDENTREE RESPONSIBLE AND SUSTAINABLE MULTI-ASSET BALANCED FUND

SHARE CLASS B

August 2022



Fund Manager

Manager Name: Chris Hiorns
Start Date: 01/07/2021

Price Information

Single price: 89.65p (as at 31/08/2022)
Currency: GBP
Pricing: Daily

Fund Facts

Fund Size: £2.12m
IA Sector: IA Mixed Investment 40-85% Shares
Asset Class: Mixed Asset
Launch Date: 01/07/2021
Domicile: United Kingdom
ISA: Eligible
Number of Holdings: 578

Identifiers

Sedol: BMWPSL3
ISIN: GB00BMWPSL30

Dividends

Ex-Dividend Date: 01/01, 01/07
Dividend Pay Date: 28/02, 31/10

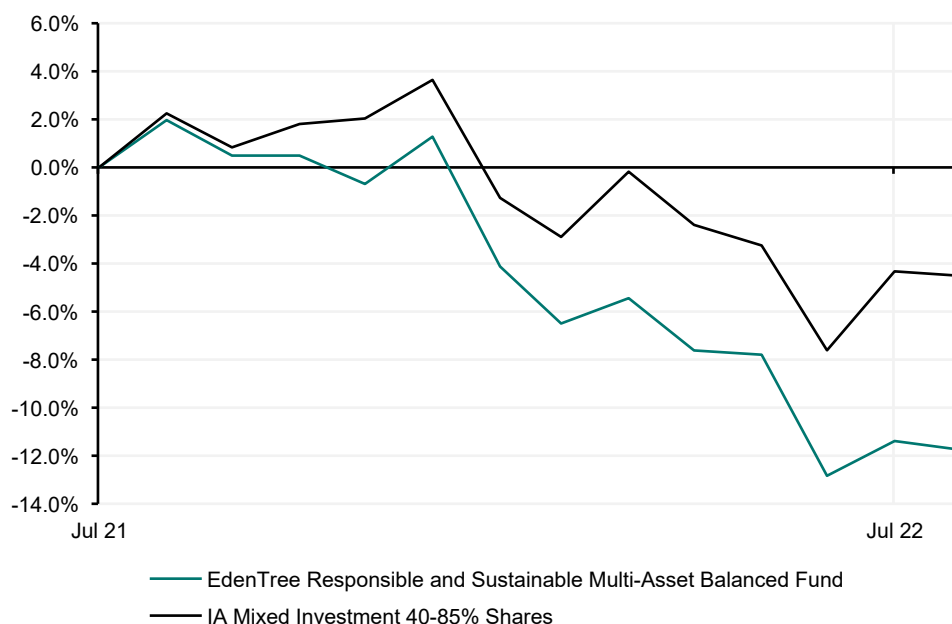
Charges

AMC: 0.75%
Ongoing Charge: 0.90%
Initial Charge: 0.00%

Investment Objective

Our EdenTree Responsible and Sustainable Multi-Asset Balanced Fund seeks to provide long-term capital growth and income over five years or more with a more moderate level of risk relative to other funds within our range.

Cumulative Performance (as at 31/08/2022)



Cumulative Performance (as at 31/08/2022)

| | 1m | 3m | 6m | 1y |
|-----------|--------|--------|--------|---------|
| Fund | -0.42% | -4.30% | -5.63% | -13.47% |
| IA Sector | -0.20% | -1.31% | -1.67% | -6.62% |

Fund and Sector performance reported in GBP base currency, calculated on a net total return NAV to NAV basis with income reinvested into the Fund.

Source: © 2022 Morningstar. All Rights Reserved. The information, data, analyses and opinions ("Information") contained herein: (1) include the proprietary information of Morningstar and its content providers; (2) may not be copied or redistributed except as specifically authorised; (3) do not constitute investment advice; (4) are provided solely for informational purposes; (5) are not warranted to be complete, accurate or timely; and (6) may be drawn from data published on various dates. Morningstar is not responsible for any trading decisions, damages or other losses related to the Information or its use.

Top 10 Holdings

| Name | |
|------------------|-------|
| GREENCOAT UK WIN | 1.53% |
| SEQUOIA ECONOMIC | 1.52% |
| COVIVIO | 1.49% |
| TRIPLE POINT ENE | 1.22% |
| GCP INFRASTRUCTU | 1.18% |
| TARGET HEALTHCAR | 1.11% |
| LAND SECURITIES | 1.08% |
| ASTRAZENECA PLC | 1.05% |
| RELX PLC | 0.78% |
| ORANGE | 0.69% |

Ratings and Awards

Hymans Risk Controlled



SimplyBiz Multi-Asset Research Fund List



Defaqto Risk Rating



Dynamic Planner Profile



Contact Information

EdenTree Investment Management
Sunderland
SR43 4AU

Financial Advisers | 0800 032 1893
Wealth & Discretionary | 0800 011 3821
Private individuals | 0800 358 3010
Charities | 0800 032 3778
Institutional | 0800 011 3390

www.edentreeim.com

Past performance should not be seen as a guide to future performance. The value of an investment and the income from it can fall as well as rise as a result of market and currency fluctuations, you may not get back the amount originally invested. This factsheet should not be interpreted as financial advice. If you are unsure which investment is most suited for you, the advice of a qualified financial adviser should be sought.

EdenTree Investment Management Limited (EdenTree) Reg. No. 2519319. Registered in England at Benefact House, 2000, Pioneer Avenue, Gloucester Business Park, Brockworth, Gloucester, GL3 4AW, United Kingdom. EdenTree is authorised and regulated by the Financial Conduct Authority and is a member of the Investment Association. Firm Reference Number 527473.

Asset Breakdown

| | |
|------------------|--------|
| Equities | 50.61% |
| Corporate Bonds | 21.88% |
| Infrastructure | 6.65% |
| Government Bonds | 4.91% |
| REITs | 3.94% |
| Other Bonds | 3.07% |
| Property | 0.09% |
| Cash | 8.86% |



Sector Breakdown

| | |
|----------------|--------|
| Financials | 24.16% |
| Industrials | 15.16% |
| Real Estate | 7.40% |
| Technology | 6.59% |
| Health Care | 6.43% |
| Government | 5.20% |
| Consumer Disc. | 4.89% |
| Materials | 4.63% |
| Other | 16.70% |
| Cash | 8.86% |

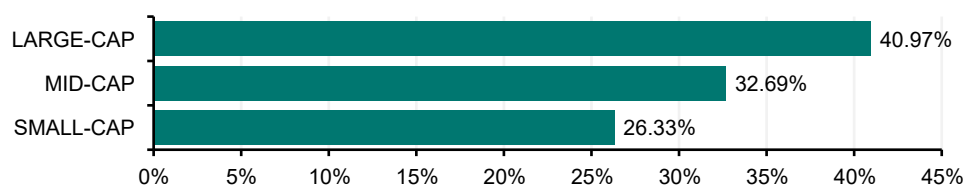


Region Breakdown

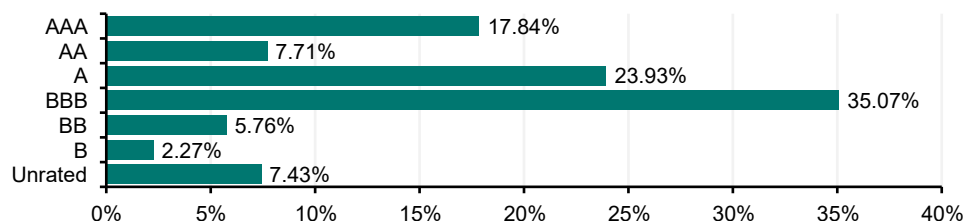
| | |
|----------------|--------|
| United Kingdom | 48.67% |
| United States | 12.04% |
| France | 7.46% |
| Netherlands | 4.46% |
| Germany | 2.89% |
| Supranational | 2.61% |
| Spain | 1.48% |
| Switzerland | 1.34% |
| Other | 10.18% |
| Cash | 8.86% |



Capitalisation of Equity Assets



Bond Rating



Rounding may cause small differences in percentages included in this document. Allocations and holdings include look through information.