

# FUND FACTSHEET

## EDENTREE RESPONSIBLE AND SUSTAINABLE MANAGED INCOME FUND

### SHARE CLASS A

January 2024



#### Fund Manager

<b>Manager Name:</b>	Greg Herbert
<b>Start Date:</b>	01/03/2023
<b>Manager Name:</b>	Michael Sheehan
<b>Start Date:</b>	01/03/2023

#### Price Information

<b>Single price:</b>	119.80p (as at 31/01/2024)
<b>Currency:</b>	GBP
<b>Pricing:</b>	Daily
<b>Historic Yield*:</b>	4.65%

#### Fund Facts

<b>Fund Size:</b>	£342.71m
<b>Investment Association Sector:</b>	IA Mixed Investment 40-85% Shares
<b>Index**:</b>	FTSE All Share
<b>Asset Class:</b>	Mixed Asset
<b>Fund Launch Date:</b>	17/11/1994
<b>Share Class Inception Date:</b>	17/11/1994
<b>Domicile:</b>	United Kingdom
<b>ISA:</b>	Available and Eligible
<b>No. of Holdings:</b>	76

#### Identifiers

<b>SEDOL:</b>	0944982
<b>ISIN:</b>	GB0009449827

#### Dividends

<b>Ex-Dividend Date:</b>	01/01, 01/07
<b>Dividend Pay Date:</b>	28/02, 31/08

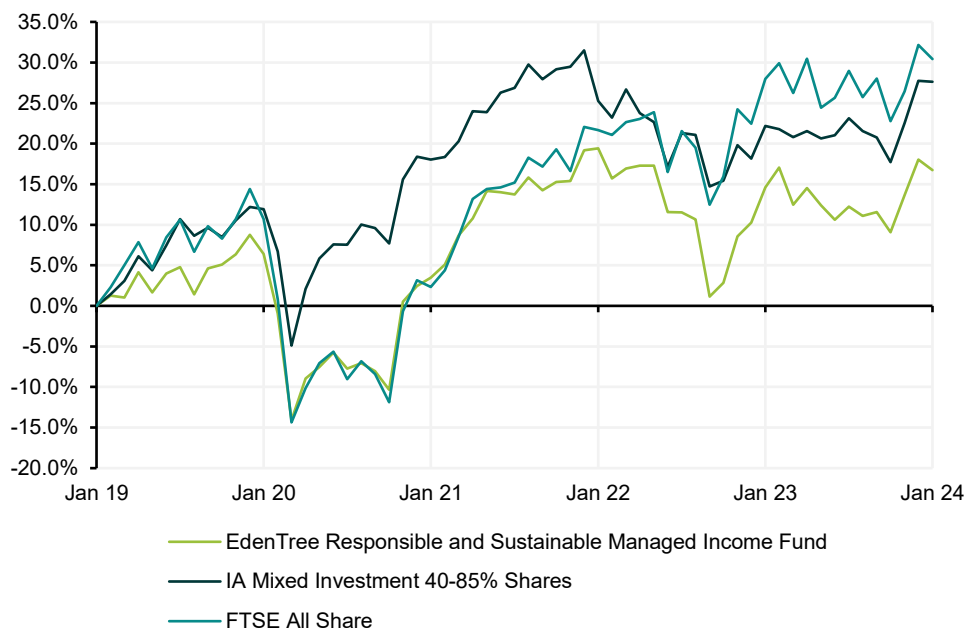
#### Charges

<b>AMC†:</b>	1.25%
<b>Ongoing Charge:</b>	1.32%
<b>Synthetic OCF:</b>	1.44%
<b>Initial Charge:</b>	0.00%

#### Investment Objective

To prioritise income, with the aim of exceeding the yield of the FTSE 250 Mid-Cap Index, together with capital growth over the longer term, five years or more. The Manager will seek to achieve the investment objective by investing in a mix of equities, fixed-interest securities and cash equivalents. The Fund will maintain a bias towards equities of 60 – 85%.

#### Cumulative Performance (as at 31/01/2024)



#### Cumulative Performance (as at 31/01/2024)

	1m	3m	6m	1y	3y	5y	10y
Fund	-1.09%	7.01%	4.02%	1.84%	12.79%	16.72%	52.22%
IA Sector	-0.07%	8.44%	3.67%	4.45%	8.15%	27.64%	69.30%
Index	-1.32%	6.21%	1.14%	1.90%	27.46%	30.42%	71.17%

#### Discrete Annual Performance (as at 31/12/2023)

	2023	2022	2021	2020	2019
Fund	7.02%	-7.48%	16.35%	-5.80%	13.27%
IA Sector	8.11%	-10.16%	11.10%	5.50%	15.94%
Index	7.92%	0.34%	18.32%	-9.82%	19.17%

Fund, Index and Sector performance reported in GBP. Fund performance calculated on a net total return NAV to NAV basis with net income reinvested into the Fund.

Source: © 2024 Morningstar. All Rights Reserved. The information, data, analyses and opinions ("Information") contained herein: (1) include the proprietary information of Morningstar and its content providers; (2) may not be copied or redistributed except as specifically authorised; (3) do not constitute investment advice; (4) are provided solely for informational purposes; (5) are not warranted to be complete, accurate or timely; and (6) may be drawn from data published on various dates. Morningstar is not responsible for any trading decisions, damages or other losses related to the Information or its use.

**Top Holdings**

Name	
RELX PLC	3.75%
NATIONAL GRID PL	2.79%
SCHNEIDER ELECTR	2.76%
GSK PLC	2.75%
ORANGE	2.72%
LEGAL & GEN GRP	2.71%
AXA	2.71%
BUNZL PLC	2.66%
VEOLIA ENVIRONNE	2.61%
SANOFI	2.55%

**Ratings and Awards**

Dynamic Planner Profile



FE fundinfo Crown Rating



Rayner Spencer Mills Rating



Rayner Spencer Mills Responsible Rating



**Contact Information**

EdenTree Investment Management  
Sunderland, SR43 4AU

Financial Advisers | 0800 032 1893  
Wealth & Discretionary | 0800 011 3821  
Private individuals | 0800 358 3010  
Charities | 0800 032 3778  
Institutional | 0800 011 3390  
www.edentreeim.com

From 15 November 2021 the Higher Income Fund became the EdenTree Responsible and Sustainable Managed Income Fund.

Past performance should not be seen as a guide to future performance. The value of an investment and the income from it can fall as well as rise as a result of market and currency fluctuations, you may not get back the amount originally invested. This factsheet should not be interpreted as financial advice. If you are unsure which investment is most suited for you, the advice of a qualified financial adviser should be sought.

EdenTree Investment Management Limited (EdenTree) Reg. No. 2519319. Registered in England at Benefact House, 2000, Pioneer Avenue, Gloucester Business Park, Brockworth, Gloucester, GL3 4AW, United Kingdom. EdenTree is authorised and regulated by the Financial Conduct Authority and is a member of the Investment Association. Firm Reference Number 527473.

**Asset Breakdown**

Equities	60.42%
Corporate Bonds	15.97%
Infrastructure	10.74%
REITs	4.30%
Government Bonds	3.43%
Other Bonds	2.51%
Cash	2.64%



**Sector Breakdown**

Financials	34.49%
Utilities	9.94%
Health Care	7.89%
Industrials	7.66%
Communications	7.37%
Consumer Disc.	5.77%
Real Estate	5.07%
Consumer Staples	3.89%
Other	15.28%
Cash	2.64%

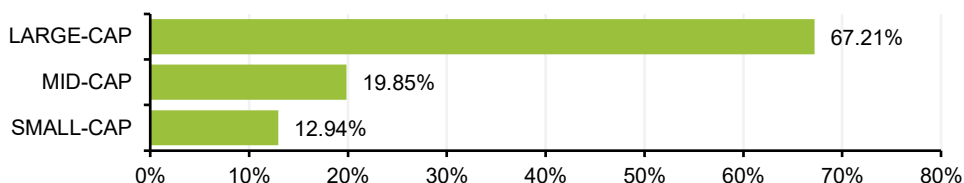


**Region Breakdown**

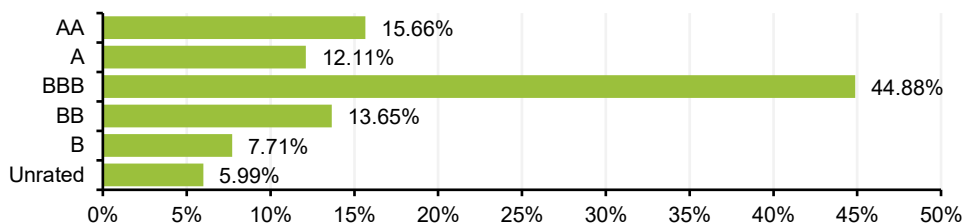
United Kingdom	61.01%
France	19.38%
Netherlands	4.05%
United States	3.84%
Germany	2.73%
Denmark	1.42%
Switzerland	1.33%
Italy	1.26%
Other	2.34%
Cash	2.64%



**Capitalisation of Equity Assets**



**Bond Rating**



Yield figures are as at 31/01/2024. Rounding may cause small differences in percentages included in this document.

\*Past 12 months' distributions as a % of midshare price, excluding preliminary charge.

\*\*We compare the fund's performance to the FTSE All Share Index, however the portfolio manager is not bound or influenced by the index when making investment decisions.

+AMC is charged to capital for all share classes of this fund which could constrain the potential growth of your investment.

\*Synthetic OCF. \*The ongoing charges figure (OCF) includes all appropriate costs that may be deducted from the fund's assets, in line with current regulatory and industry guidance. The OCF includes a synthetic element relating to the costs incurred in underlying collective investment undertakings, where permitted by the Prospectus. The OCF is included in the Annual or Interim report and are calculated biannually.