

FUND FACTSHEET

EDENTREE AMITY BALANCED FUND FOR CHARITIES SHARE CLASS X

August 2022



Performance
with principles®

Fund Manager

Manager Name:	Chris Hiorns
Start Date:	04/04/2011
Manager Name:	David Katimbo-Mugwanya
Start Date:	01/09/2016
Manager Name:	David Osfield
Start Date:	01/09/2016

Price Information

Single price:	99.25p (as at 31/08/2022)
Currency:	GBP
Pricing:	Daily
Historic Yield*:	5.48%

Fund Facts

Fund Size:	£22.15m
IA Sector:	IA Unclassified
Index**:	iBoxx Sterling Non-Gilt Overall Total Return (50%), FTSE All-Share Total Return (25%), FTSE World ex UK GBP Total Return (25%)
Asset Class:	Mixed Asset
Launch Date:	04/04/2011
Domicile:	United Kingdom
Number of Holdings:	72

Identifiers

Sedol:	B3MV948
ISIN:	GB00B3MV9484

Dividends

Ex-Dividend Date:	01/01, 01/04, 01/07, 01/10
Dividend Pay Date:	28/02, 31/05, 31/08, 30/11

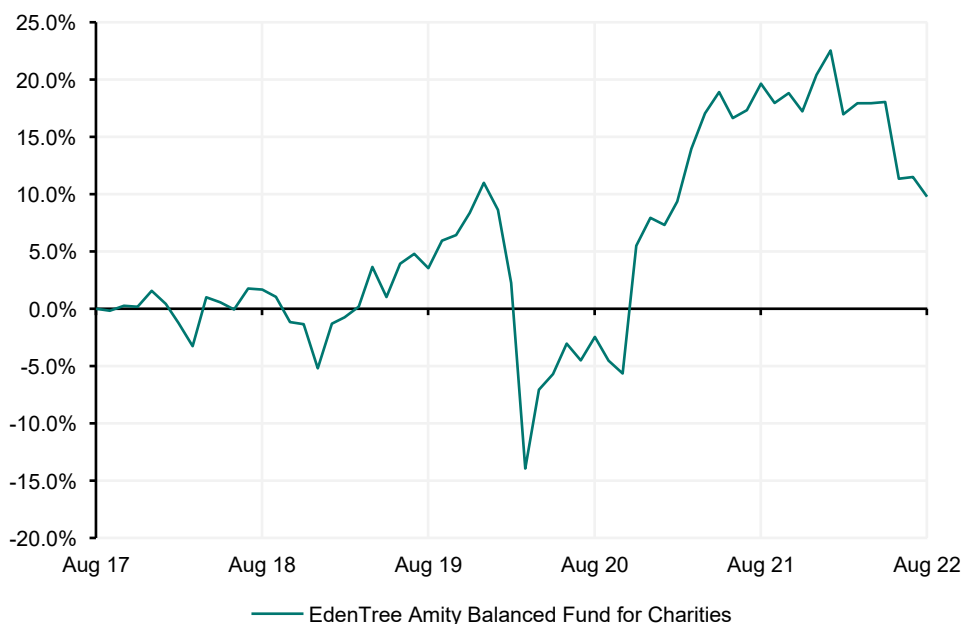
Charges

AMC:	0.55%
Ongoing Charge:	0.67%
Initial Charge:	0.00%

Investment Objective

The Fund is a tax-elected Fund and aims to achieve a balance between capital growth and income. The Fund seeks to primarily invest in a diversified portfolio of UK and international shares and bonds issued by governments and companies which make a positive contribution to society and the environment through sustainable and socially responsible practices.

Cumulative Performance (as at 31/08/2022)



Cumulative Performance (as at 31/08/2022)

	1m	3m	6m	1y	3y	5y	10y
Fund	-1.54%	-7.00%	-6.14%	-8.24%	6.02%	9.78%	67.36%

Discrete Annual Performance (as at 31/12/2021)

	2017	2018	2019	2020	2021
Fund	9.45%	-6.66%	17.07%	-2.75%	11.56%

Fund and Sector performance reported in GBP base currency, calculated on a net total return NAV to NAV basis with income reinvested into the Fund.

Source: © 2022 Morningstar. All Rights Reserved. The information, data, analyses and opinions ("Information") contained herein: (1) include the proprietary information of Morningstar and its content providers; (2) may not be copied or redistributed except as specifically authorised; (3) do not constitute investment advice; (4) are provided solely for informational purposes; (5) are not warranted to be complete, accurate or timely; and (6) may be drawn from data published on various dates. Morningstar is not responsible for any trading decisions, damages or other losses related to the Information or its use.

Top 10 Holdings

Name	
ORANGE	3.52%
JLEN ENVIRONMENT	3.04%
LLOYDS BANKING	2.77%
HICL INFRASTRUCT	2.73%
GSK PLC	2.49%
BARCLAYS PLC	2.45%
GREENCOAT UK WIN	2.44%
TARGET HEALTHCAR	2.40%
LEGAL & GEN GRP	2.28%
PHOENIX GROUP HO	2.17%

Ratings and Awards

FE fundinfo Crown Rating



Contact Information

EdenTree Investment Management
Sunderland
SR43 4AU

Financial Advisers | 0800 032 1893
Wealth & Discretionary | 0800 011 3821
Private individuals | 0800 358 3010
Charities | 0800 032 3778
Institutional | 0800 011 3390

www.edentreeim.com

Past performance should not be seen as a guide to future performance. The value of an investment and the income from it can fall as well as rise as a result of market and currency fluctuations, you may not get back the amount originally invested. This factsheet should not be interpreted as financial advice. If you are unsure which investment is most suited for you, the advice of a qualified financial adviser should be sought.

EdenTree Investment Management Limited (EdenTree) Reg. No. 2519319. Registered in England at Benefact House, 2000, Pioneer Avenue, Gloucester Business Park, Brockworth, Gloucester, GL3 4AW, United Kingdom. EdenTree is authorised and regulated by the Financial Conduct Authority and is a member of the Investment Association. Firm Reference Number 527473.

Asset Breakdown

Equities	61.18%
Infrastructure	11.68%
Other Bonds	11.08%
REITs	8.41%
Corporate Bonds	6.30%
Cash	1.35%



Sector Breakdown

Financials	37.58%
Communications	10.89%
Materials	8.80%
Real Estate	8.41%
Consumer Staples	6.13%
Utilities	4.70%
Consumer Disc.	4.44%
Health Care	3.11%
Other	14.58%
Cash	1.35%

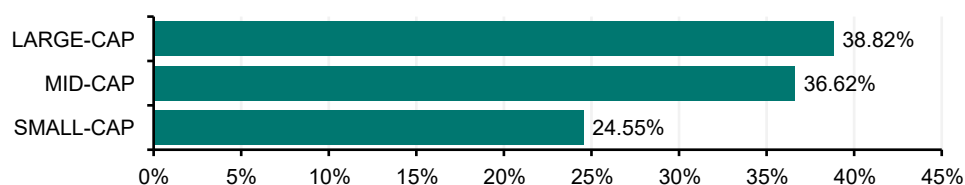


Region Breakdown

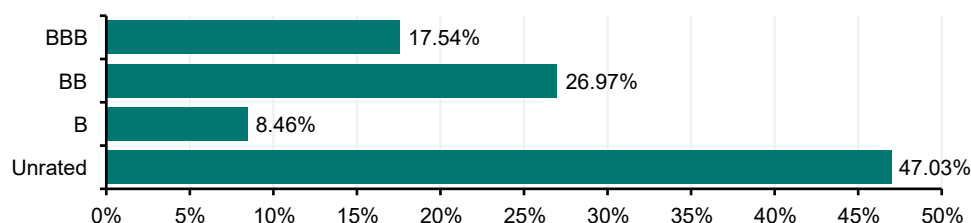
United Kingdom	70.49%
France	9.86%
Germany	4.67%
Hong Kong	3.79%
Netherlands	2.63%
Sweden	2.32%
Singapore	1.56%
United States	1.31%
Other	2.00%
Cash	1.35%



Capitalisation of Equity Assets



Bond Rating



Yield figures are as at 31/08/2022. Rounding may cause small differences in percentages included in this document.

*Past 12 months' distributions as a % of midshare price, excluding preliminary charge.

**We compare the fund's performance to the iBoxx Sterling Non-Gilt Overall Total Return (50%), FTSE All -Share Total Return (25%), FTSE World ex UK GBP Total Return (25%) Index, however the portfolio manager is not bound or influenced by these indices when making investment decisions.