

# FUND FACTSHEET

## EDENTREE GLOBAL IMPACT BOND FUND

### SHARE CLASS B

July 2023



#### Fund Manager

<b>Manager Name:</b>	David Katimbo-Mugwanya
<b>Start Date:</b>	24/01/2022
<b>Manager Name:</b>	Michael Sheehan
<b>Start Date:</b>	24/01/2022

#### Price Information

<b>Single price:</b>	84.83p (as at 31/07/2023)
<b>Currency:</b>	GBP
<b>Pricing:</b>	Daily
<b>Distribution Yield***:</b>	3.04%
<b>Historic Yield*:</b>	2.87%
<b>Underlying Yield:</b>	2.49%
<b>Duration:</b>	5.60

#### Fund Facts

<b>Fund Size:</b>	£24.08m
<b>IA Sector:</b>	IA Global Corporate Bond
<b>Index**:</b>	iBoxx Global Green, Social & Sustainability Bonds TR (GBP Hedged)
<b>Asset Class:</b>	Fixed Income
<b>Fund Launch Date:</b>	24/01/2022
<b>Share Class Inception Date:</b>	24/01/2022
<b>Domicile:</b>	United Kingdom
<b>ISA:</b>	Eligible
<b>Number of Holdings:</b>	65

#### Identifiers

<b>SEDOL:</b>	BP5FBJ0
<b>ISIN:</b>	GB00BP5FBJ01

#### Dividends

<b>Ex-Dividend Date:</b>	01/01, 01/04, 01/07, 01/10
<b>Dividend Pay Date:</b>	28/02, 31/05, 31/08, 30/11

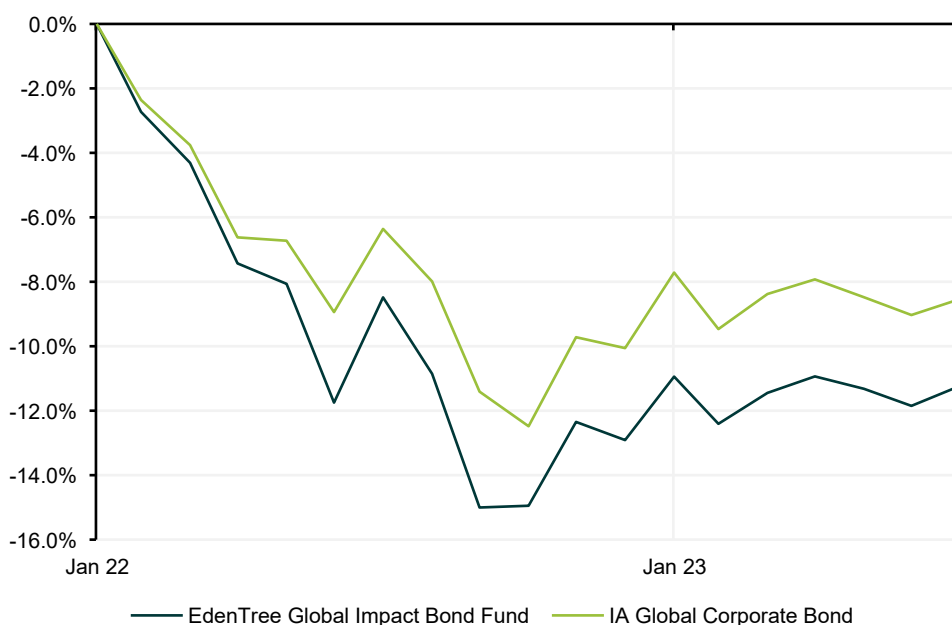
#### Charges

<b>AMC†:</b>	0.55%
<b>Ongoing Charge:</b>	0.60%
<b>Initial Charge:</b>	0.00%

#### Investment Objective

To deliver measurable positive environmental and social impact alongside a regular level of income, payable quarterly. The EdenTree Global Impact Bond Fund will seek to achieve the investment objective by investing in a globally diversified set of publicly listed fixed interest securities issued by companies that make a positive contribution to society and the environment through sustainable and socially responsible practices.

#### Cumulative Performance (as at 31/07/2023)



#### Cumulative Performance (as at 31/07/2023)

	1m	3m	6m	1y
Fund	0.71%	-0.33%	-0.32%	-3.00%
IA Sector	0.55%	-0.66%	-0.88%	-2.32%

Fund and Sector performance reported in GBP base currency, calculated on a net total return NAV to NAV basis with income reinvested into the Fund. Share class performance inception date: 24/01/2022

Source: © 2023 Morningstar. All Rights Reserved. The information, data, analyses and opinions ("Information") contained herein: (1) include the proprietary information of Morningstar and its content providers; (2) may not be copied or redistributed except as specifically authorised; (3) do not constitute investment advice; (4) are provided solely for informational purposes; (5) are not warranted to be complete, accurate or timely; and (6) may be drawn from data published on various dates. Morningstar is not responsible for any trading decisions, damages or other losses related to the Information or its use.

Top Holdings

Name		
LANDESBANK 1.5% 03/02/2025	3.11%	
YORKSHIRE WTR FIN 5.25% GTD 28/04/2030 GBP	3.02%	
EUROPEAN UNION 2.75% NTS 04/12/37 EUR1000	2.38%	
SEVERN TRENT FIN 4.625% GTD SNR 30/11/34GBP	2.27%	
ING GROEP N.V. 4.625% SNR 06/01/2026 USD	2.22%	
TENNET HOLDING BV 2.374% 31/12/2049	2.07%	
SYNDICAT DES TRANS 3.4% SNR EMTN 25/05/43 EUR	2.06%	
INTL FIN FAC FOR 1% SNR 21/04/26 USD1000'34'	2.05%	
TRUIST FINL CORP VAR RT 1.267% DUE 03-02-2027	2.02%	
NOKIA CORP FIXED 4.375% DUE 06 -12-2027	1.99%	

Ratings and Awards

Citywire Fund Manager Rating



Contact Information

EdenTree Investment Management  
Sunderland, SR43 4AU

Financial Advisers | 0800 032 1893  
Wealth & Discretionary | 0800 011 3821  
Private individuals | 0800 358 3010  
Charities | 0800 032 3778  
Institutional | 0800 011 3390  
www.edentreeim.com

Past performance should not be seen as a guide to future performance. The value of an investment and the income from it can fall as well as rise as a result of market and currency fluctuations, you may not get back the amount originally invested. This factsheet should not be interpreted as financial advice. If you are unsure which investment is most suited for you, the advice of a qualified financial adviser should be sought.

EdenTree Investment Management Limited (EdenTree) Reg. No. 2519319. Registered in England at Benefact House, 2000, Pioneer Avenue, Gloucester Business Park, Brockworth, Gloucester, GL3 4AW, United Kingdom. EdenTree is authorised and regulated by the Financial Conduct Authority and is a member of the Investment Association. Firm Reference Number 527473.

Asset Breakdown

Corporate Bonds	74.05%
Supranational Bonds	11.54%
Government Bonds	9.10%
Cash	5.32%



ESG Bond Labelling

Impact - Sustainable Solutions	54.01%
Impact - Social Infrastructure	23.53%
Impact - Health & Wellbeing	5.75%
Impact - Education	1.63%
Responsible	15.09%

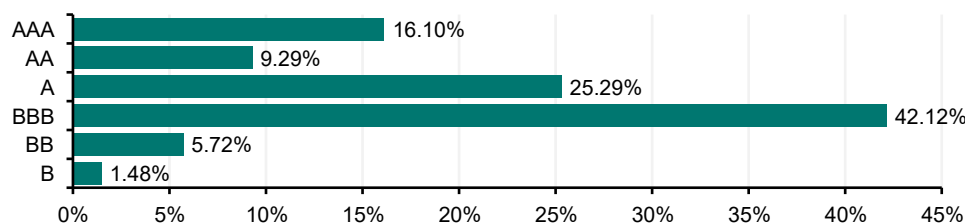


Currency Allocation

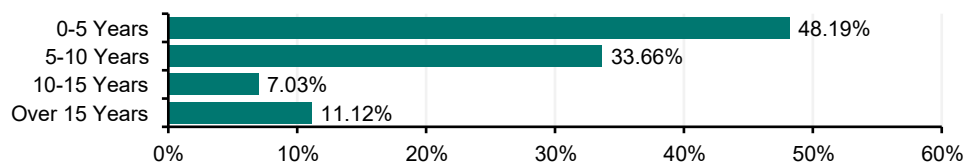
USD	44.31%
EUR	27.75%
GBP	23.85%
CAD	4.09%



Bond Rating



Bond Maturity



Yield figures are as at 31/07/2023. Rounding may cause small differences in percentages included in this document.

\*Past 12 months' distributions as a % of midshare price, excluding preliminary charge.

\*\*We compare the fund's performance to the iBoxx Global Green, Social & Sustainability Bonds TR (GBP Hedged) Index, however the portfolio manager is not bound or influenced by the index when making investment decisions.

\*\*\*The Distribution Yield reflects the amounts that may be expected to be distributed over the next 12 months as a percentage of the mid-market unit price of the fund. The Underlying Yield reflects the annualised income net of expenses of the fund (calculated in accordance with relevant accounting standards) as a percentage of the midmarket unit price of the fund. Both Yields are based on a snapshot of the portfolio on that day. The yields do not include any preliminary charge and investors may be subject to tax on distributions.

†AMC is charged to capital for all share classes of this fund which could constrain the potential growth of your investment.