

# FUND FACTSHEET

## EDENTREE RESPONSIBLE AND SUSTAINABLE STERLING BOND FUND SHARE CLASS B

March 2024



### Fund Manager

**Manager Name:** David Katimbo-Mugwanya  
**Start Date:** 01/09/2016

### Price Information

**Single price:** 99.85p (as at 31/03/2024)  
**Currency:** GBP  
**Pricing:** Daily  
**Distribution Yield\*\*\*:** 4.35%  
**Historic Yield\*:** 4.23%  
**Underlying Yield:** 3.80%  
**Weighted Yield to Maturity:** 5.8222  
**Duration:** 6.64

### Fund Facts

**Fund Size:** £265.17m  
**Investment Association Sector:** IA Sterling Strategic Bond  
**Index\*\*:** iBoxx Sterling Non-Gilt Overall Return  
**Asset Class:** Fixed Income  
**Fund Launch Date:** 01/04/2008  
**Share Class Inception Date:** 01/04/2008  
**Domicile:** United Kingdom  
**ISA:** Eligible  
**No. of Holdings:** 132

### Identifiers

**SEDOL:** B2PF8D2  
**ISIN:** GB00B2PF8D20

### Dividends

**Ex-Dividend Date:** 01/01, 01/04, 01/07, 01/10  
**Dividend Pay Date:** 28/02, 31/05, 31/08, 30/11

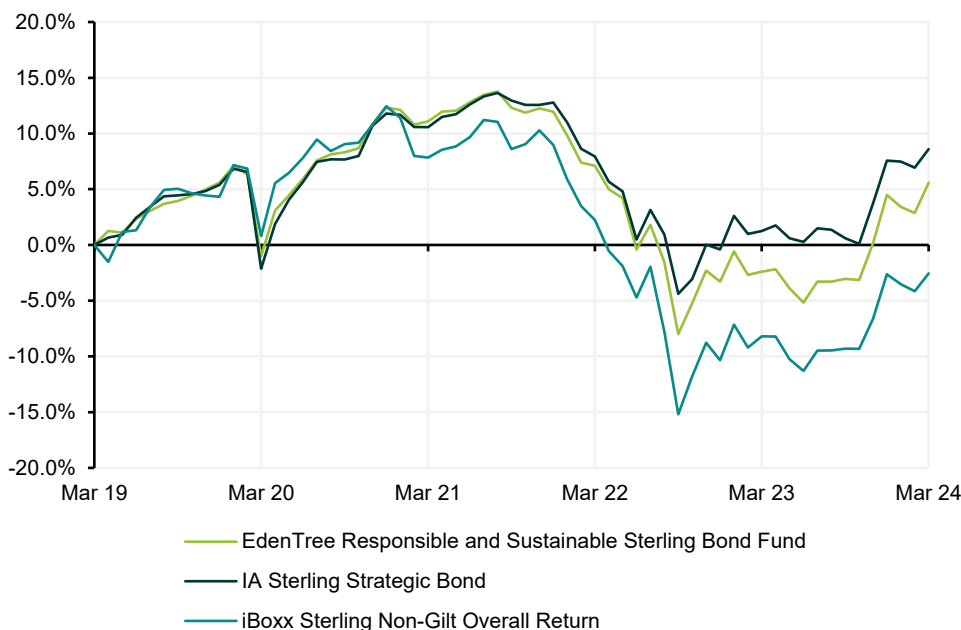
### Charges

**AMC†:** 0.55%  
**Ongoing Charge:** 0.59%  
**Initial Charge:** 0.00%

### Investment Objective

The Fund aims to generate a regular level of income payable quarterly. The Edentree Responsible and Sustainable Sterling Bond Fund seeks to invest in a highly diversified portfolio of Government bonds and good quality fixed interest securities issued by companies which make a positive contribution to society and the environment through sustainable and socially responsible practices.

### Cumulative Performance (as at 31/03/2024)



### Cumulative Performance (as at 31/03/2024)

	1m	3m	6m	1y	3y	5y	10y
Fund	2.62%	1.04%	8.89%	8.16%	-4.97%	5.57%	28.93%
IA Sector	1.57%	0.97%	7.96%	7.27%	-1.78%	8.61%	28.07%
Index	1.65%	0.06%	7.43%	6.14%	-9.65%	-2.57%	27.31%

### Discrete Annual Performance (as at 31/12/2023)

	2023	2022	2021	2020	2019
Fund	8.04%	-13.63%	-0.31%	6.38%	8.77%
IA Sector	8.00%	-11.70%	0.88%	6.08%	9.23%
Index	8.61%	-17.73%	-3.09%	7.80%	7.85%

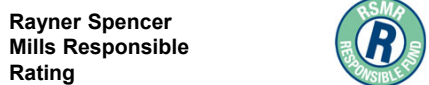

Fund, Index and Sector performance reported in GBP. Fund performance calculated on a net total return NAV to NAV basis with net income reinvested into the Fund. Share class performance inception date: 01/04/2008. Prior to 01/07/2019 the benchmark was the 'FTSE Actuaries UK Conventional Gilts All Stocks Total Return' Index.

Source: © 2024 Morningstar. All Rights Reserved. The information, data, analyses and opinions ("Information") contained herein: (1) include the proprietary information of Morningstar and its content providers; (2) may not be copied or redistributed except as specifically authorised; (3) do not constitute investment advice; (4) are provided solely for informational purposes; (5) are not warranted to be complete, accurate or timely; and (6) may be drawn from data published on various dates. Morningstar is not responsible for any trading decisions, damages or other losses related to the Information or its use.

Top Holdings

Name		
ASSURA FING PLC 1.5% 15/09/2030	1.54%	
PHOENIX GROUP HOLDINGS PLC 5.867% DUE 13/06/2029	1.52%	
SMITH(DS)2.875% SNR 26/07/2029 GBP	1.49%	
EURO INV BANK 5% SNR 15/04/2039 GBP1000	1.47%	
HISCOX 6.125%-FRN SUB 24/11/45 GBP	1.44%	
VODAFONE GROUP 4.875%-FRN SUB 03/10/78 GBP	1.42%	
SOCIETY OF LLOYDS( 4.875%-FRN LT2 07/02/47 GBP	1.39%	
CO-OPERATIVE GROUP 11% GTD SUB 20/12/2025 GBP	1.35%	
STANDARD CHARTERED PLC 5.125% 06/06/2034	1.33%	
UK(GOVT OF)4.25% SNR 07/12/46 GBP1000	1.30%	

Ratings and Awards



Contact Information

EdenTree Investment Management  
Sunderland, SR43 4AU

Investment Professionals | 0800 011 3821, or forifas@edentreeim.com  
Private Individuals | 0800 358 3010  
www.edentreeim.com

Past performance should not be seen as a guide to future performance. The value of an investment and the income from it can fall as well as rise as a result of market and currency fluctuations, you may not get back the amount originally invested. This factsheet should not be interpreted as financial advice. If you are unsure which investment is most suited for you, the advice of a qualified financial adviser should be sought.

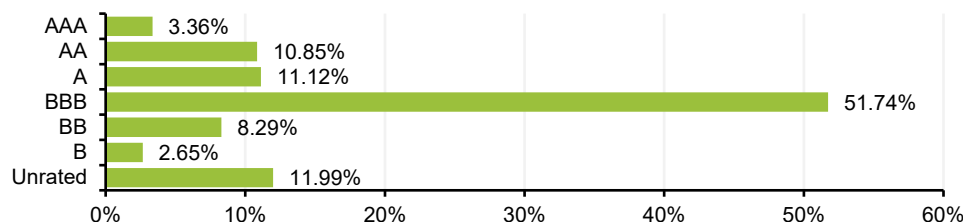
EdenTree Investment Management Limited (EdenTree) Reg. No. 2519319. Registered in England at Benefact House, 2000, Pioneer Avenue, Gloucester Business Park, Brockworth, Gloucester, GL3 4AW, United Kingdom. EdenTree is authorised and regulated by the Financial Conduct Authority and is a member of the Investment Association. Firm Reference Number 527473.

Asset Breakdown

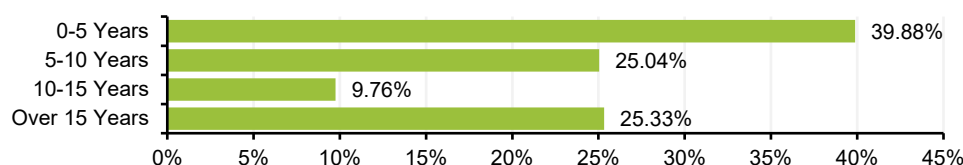
Corporate Bonds	81.00%
Government Bonds	7.09%
PIBs	4.03%
Preference Shares	3.81%
Supranational Bonds	3.33%
Cash	0.74%



Bond Rating



Bond Maturity



Sector Breakdown

Financials	46.20%
Consumer Disc.	11.70%
Government	10.42%
Utilities	8.78%
Real Estate	7.49%
Consumer Staples	5.13%
Communications	4.28%
Industrials	3.43%
Other	1.82%
Cash	0.74%



Region Breakdown

United Kingdom	90.42%
Supranational	3.33%
Bermuda	2.23%
France	1.68%
Ireland	1.03%
Jersey	0.40%
Netherlands	0.16%
Cash	0.74%



Yield figures are as at 31/03/2024. Rounding may cause small differences in percentages included in this document.

\*Past 12 months' distributions as a % of midshare price, excluding preliminary charge.

\*\*We compare the fund's performance to the iBoxx Sterling Non-Gilt Overall Return Index, however the portfolio manager is not bound or influenced by the index when making investment decisions.

\*\*\*The Distribution Yield reflects the amounts that may be expected to be distributed over the next 12 months as a percentage of the mid-market unit price of the fund. The Underlying Yield reflects the annualised income net of expenses of the fund (calculated in accordance with relevant accounting standards) as a percentage of the midmarket unit price of the fund. Both Yields are based on a snapshot of the portfolio on that day. The yields do not include any preliminary charge and investors may be subject to tax on distributions. The Distribution Yield is higher than the Underlying Yield because the fund's expenses are charged to capital. This has the effect of increasing the distributions for the year and constraining the fund's capital performance to an equivalent extent.

†AMC is charged to capital for all share classes of this fund which could constrain the potential growth of your investment.