

FUND FACTSHEET

EDENTREE RESPONSIBLE AND SUSTAINABLE STERLING BOND FUND

SHARE CLASS B

December 2023



Fund Manager

Manager Name: David Katimbo-Mugwanya
Start Date: 01/09/2016

Price Information

Single price: 99.90p (as at 31/12/2023)
Currency: GBP
Pricing: Daily
Distribution Yield*:** 4.28%
Historic Yield*: 4.19%
Underlying Yield: 3.73%
Weighted Yield to Maturity: 5.8149
Duration: 6.80

Fund Facts

Fund Size: £281.92m
IA Sector: IA Sterling Strategic Bond
Index:** iBoxx Sterling Non-Gilt Overall Return
Asset Class: Fixed Income
Fund Launch Date: 07/04/2008
Share Class Inception Date: 07/04/2008
Domicile: United Kingdom
ISA: Eligible
Number of Holdings: 134

Identifiers

SEDOL: B2PF8D2
ISIN: GB00B2PF8D20

Dividends

Ex-Dividend Date: 01/01, 01/04, 01/07, 01/10
Dividend Pay Date: 28/02, 31/05, 31/08, 30/11

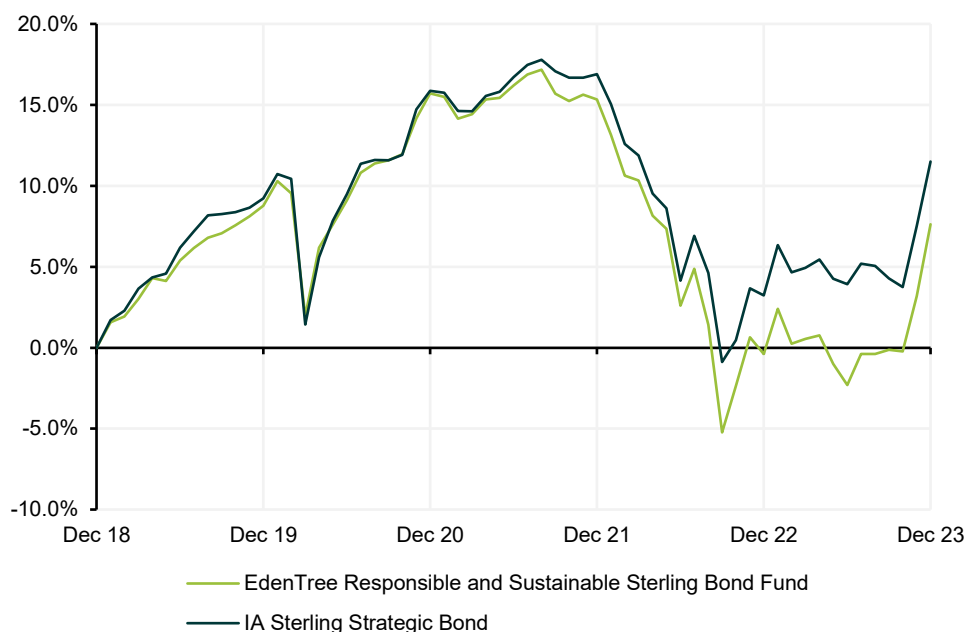
Charges

AMC†: 0.55%
Ongoing Charge: 0.59%
Initial Charge: 0.00%

Investment Objective

The Fund aims to generate a regular level of income payable quarterly. The EdenTree Responsible and Sustainable Sterling Bond Fund seeks to invest in a highly diversified portfolio of Government bonds and good quality fixed interest securities issued by companies which make a positive contribution to society and the environment through sustainable and socially responsible practices.

Cumulative Performance (as at 31/12/2023)



Cumulative Performance (as at 31/12/2023)

	1m	3m	6m	1y	3y	5y	10y
Fund	4.30%	7.76%	10.17%	8.04%	-6.98%	7.63%	31.38%
IA Sector	3.69%	6.92%	7.29%	8.01%	-3.78%	11.49%	29.62%

Discrete Annual Performance (as at 31/12/2022)

	2023	2022	2021	2020	2019
Fund	8.04%	-13.63%	-0.31%	6.38%	8.77%
IA Sector	8.01%	-11.70%	0.88%	6.08%	9.23%

Fund and Sector performance reported in GBP base currency, calculated on a net total return NAV to NAV basis with income reinvested into the Fund. Share class performance inception date: 07/04/2008

Source: © 2024 Morningstar. All Rights Reserved. The information, data, analyses and opinions ("Information") contained herein: (1) include the proprietary information of Morningstar and its content providers; (2) may not be copied or redistributed except as specifically authorised; (3) do not constitute investment advice; (4) are provided solely for informational purposes; (5) are not warranted to be complete, accurate or timely; and (6) may be drawn from data published on various dates. Morningstar is not responsible for any trading decisions, damages or other losses related to the Information or its use.

Top Holdings

Name		
UK(GOVT OF)4.25% SNR 07/12/49 GBP1000	1.62%	
UK(GOVT OF)4.25% SNR 07/12/46 GBP1000	1.62%	
SSE PLC 3.74%-FR SUB PERP GBP100000	1.49%	
ASSURA FING PLC 1.5% 15/09/2030	1.45%	
EURO INV BANK 5% SNR 15/04/2039 GBP1000	1.41%	
PHOENIX GROUP HOLDINGS PLC 5.867% DUE 13/06/2029	1.40%	
UK(GOVT OF)0.875% SNR 31/07/33 GBP1000	1.39%	
SMITH(DS)2.875% SNR 26/07/2029 GBP	1.38%	
SOCIETY OF LLOYDS(4.875%-FRN LT2 07/02/47 GBP	1.35%	
UK(GOVT OF)3.75% BDS 22/10/53 GBP1000	1.33%	

Ratings and Awards

FE fundinfo Crown Rating

Rayner Spencer Mills Rating

Rayner Spencer Mills Responsible Rating

Dynamic Planner Profile

Citywire Fund Manager Rating

Contact Information

EdenTree Investment Management
Sunderland, SR43 4AU

Financial Advisers | 0800 032 1893
Wealth & Discretionary | 0800 011 3821
Private individuals | 0800 358 3010
Charities | 0800 032 3778
Institutional | 0800 011 3390
www.edentreeim.com

Past performance should not be seen as a guide to future performance. The value of an investment and the income from it can fall as well as rise as a result of market and currency fluctuations, you may not get back the amount originally invested. This factsheet should not be interpreted as financial advice. If you are unsure which investment is most suited for you, the advice of a qualified financial adviser should be sought.

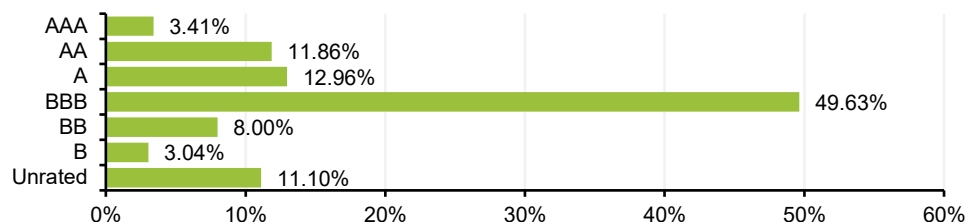
EdenTree Investment Management Limited (EdenTree) Reg. No. 2519319. Registered in England at Benefact House, 2000, Pioneer Avenue, Gloucester Business Park, Brockworth, Gloucester, GL3 4AW, United Kingdom. EdenTree is authorised and regulated by the Financial Conduct Authority and is a member of the Investment Association. Firm Reference Number 527473.

Asset Breakdown

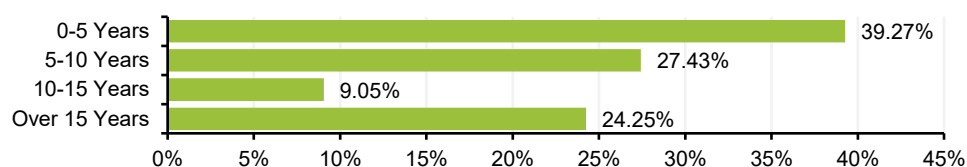
Corporate Bonds	79.79%
Government Bonds	8.94%
PIBs	3.62%
Preference Shares	3.59%
Supranational Bonds	3.39%
Cash	0.67%



Bond Rating



Bond Maturity



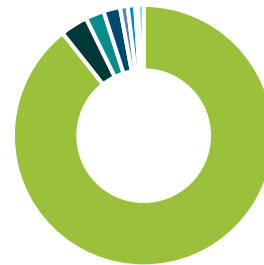
Sector Breakdown

Financials	45.24%
Government	12.33%
Consumer Disc.	11.52%
Utilities	9.01%
Real Estate	6.09%
Consumer Staples	5.33%
Communications	4.83%
Industrials	3.28%
Other	1.70%
Cash	0.67%



Region Breakdown

United Kingdom	89.35%
Supranational	3.39%
France	2.30%
Bermuda	2.06%
Ireland	0.95%
Netherlands	0.91%
Jersey	0.37%
Cash	0.67%



Yield figures are as at 31/12/2023. Rounding may cause small differences in percentages included in this document.

*Past 12 months' distributions as a % of midshare price, excluding preliminary charge.

**We compare the fund's performance to the iBoxx Sterling Non-Gilt Overall Return Index, however the portfolio manager is not bound or influenced by the index when making investment decisions.

***The Distribution Yield reflects the amounts that may be expected to be distributed over the next 12 months as a percentage of the mid-market unit price of the fund. The Underlying Yield reflects the annualised income net of expenses of the fund (calculated in accordance with relevant accounting standards) as a percentage of the midmarket unit price of the fund. Both Yields are based on a snapshot of the portfolio on that day. The yields do not include any preliminary charge and investors may be subject to tax on distributions. The Distribution Yield is higher than the Underlying Yield because the fund's expenses are charged to capital. This has the effect of increasing the distributions for the year and constraining the fund's capital performance to an equivalent extent.

†AMC is charged to capital for all share classes of this fund which could constrain the potential growth of your investment.