

# FUND FACTSHEET

## EDENTREE RESPONSIBLE AND SUSTAINABLE SHORT DATED BOND FUND SHARE CLASS B



September 2024

### Fund Manager

**Manager Name:** David Katimbo-Mugwanya

**Start Date:** 01/09/2017

### Price Information

**Single price:** 96.67p (as at 30/09/2024)

**Currency:** GBP

**Pricing:** Daily

**Distribution Yield\*\*\*:** 3.84%

**Historic Yield\*:** 3.08%

**Underlying Yield:** 3.49%

**Weighted Yield to Maturity:** 4.8129

**Duration:** 2.36

### Fund Facts

**Fund Size:** £413.83m

**Investment Association Sector:** IA Sterling Corporate Bond

**Index\*\*:** iBoxx Non-Gilts 1-5 years ex BBB

**Asset Class:** Fixed Income

**Fund Launch Date:** 01/09/2017

**Share Class Inception Date:** 01/09/2017

**Domicile:** United Kingdom

**ISA:** Eligible

**No. of Holdings:** 122

### Identifiers

**SEDOL:** BZ012J0

**ISIN:** GB00BZ012J01

### Dividends

**Ex-Dividend Date:** 01/01, 01/04, 01/07, 01/10

**Dividend Pay Date:** 28/02, 31/05, 31/08, 30/11

### Charges

**AMC:** 0.35%

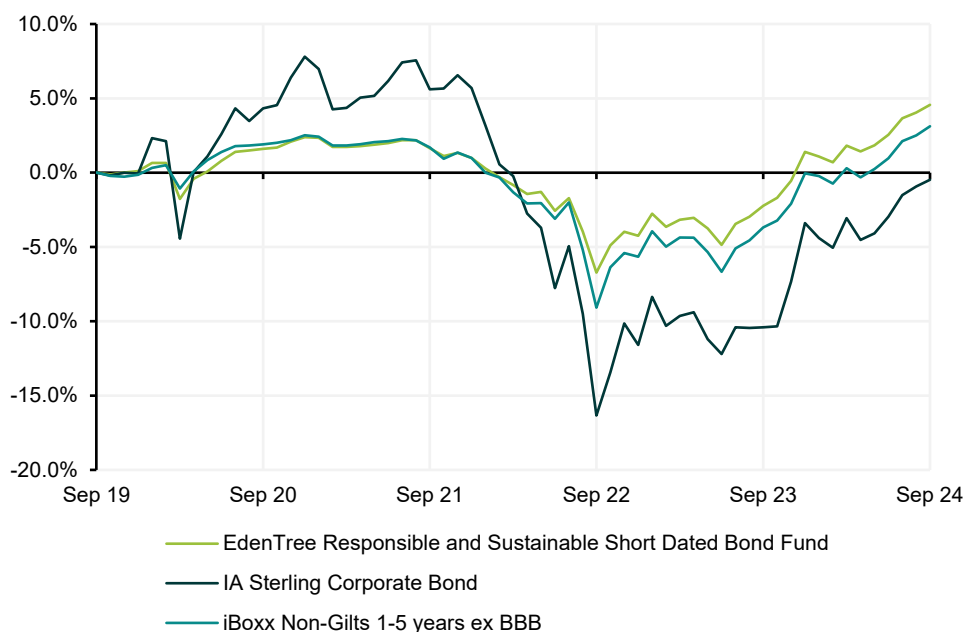
**Ongoing Charge:** 0.39%

**Initial Charge:** 0.00%

### Investment Objective

The Fund aims to preserve capital and generate a regular income payable quarterly. The Fund will aim to invest at least 80% in short dated government bonds and debt instruments issued by companies that the manager believes make a positive contribution to society and the environment through sustainable and socially responsible practices.

### Cumulative Performance (as at 30/09/2024)



### Cumulative Performance (as at 30/09/2024)

	1m	3m	6m	1y	3y	5y
Fund	0.50%	1.96%	2.70%	6.96%	2.87%	4.57%
IA Sector	0.45%	2.56%	2.67%	11.07%	-5.77%	-0.48%
Index	0.59%	2.14%	2.81%	7.07%	1.39%	3.12%

### Discrete Annual Performance (as at 31/12/2023)

	2023	2022	2021	2020	2019
Fund	5.90%	-5.18%	-1.38%	2.29%	2.89%
IA Sector	9.26%	-16.36%	-1.95%	7.87%	9.52%
Index	5.94%	-6.57%	-1.51%	2.68%	2.65%

Fund, Index and Sector performance reported in GBP. Fund performance calculated on a net total return NAV to NAV basis with net income reinvested into the Fund. Share class performance inception date: 01/09/2017.

Source: © 2024 Morningstar. All Rights Reserved. The information, data, analyses and opinions ("Information") contained herein: (1) include the proprietary information of Morningstar and its content providers; (2) may not be copied or redistributed except as specifically authorised; (3) do not constitute investment advice; (4) are provided solely for informational purposes; (5) are not warranted to be complete, accurate or timely; and (6) may be drawn from data published on various dates. Morningstar is not responsible for any trading decisions, damages or other losses related to the Information or its use.

Top Holdings

Name	
INTER-AMER DEV BK 4.75% SNR 05/10/29 GBP1000	1.48%
BANCO SANTANDER 5.125% SNR 25/01/2030 GBP	1.39%
MOTABILITY OPERATI 4.375% GTD SNR 08/02/27 GBP	1.33%
ASIAN DEV BANK 5.125% SNR MTN 24/10/28 GBP	1.33%
MOTABILITY OPERATIONS GROUP 3.75% 16/07/26	1.32%
ABN AMRO BANK N.V. 5.25% SNR MTN 26/05/26 GBP	1.31%
CREDIT AGRICOLE SA 5.75%-FRN 29/11/2027 GBP	1.31%
ANGLIAN WTR SERV FIN BNDS 4.5% 05/10/2027	1.31%
YORKSHIRE PWR FIN 7.25% GTD SNR 04/08/28GBP	1.30%
INTL BANK RECON&DV 4.875% BDS 7/12/28 GBP(VAR)774'	1.30%

Ratings and Awards

FE fundinfo Crown Rating

Rayner Spencer Mills Rating

Rayner Spencer Mills Responsible Rating

Square Mile Responsible Rating

Citywire Fund Manager Rating

Contact Information

EdenTree Investment Management  
Sunderland, SR43 4AU

Investment Professionals | 0800 011 3821, or  
clientservice@edentreeim.com  
Private Individuals | 0800 358 3010  
www.edentreeim.com

Past performance should not be seen as a guide to future performance. The value of an investment and the income from it can fall as well as rise as a result of market and currency fluctuations, you may not get back the amount originally invested. This factsheet should not be interpreted as financial advice. If you are unsure which investment is most suited for you, the advice of a qualified financial adviser should be sought.

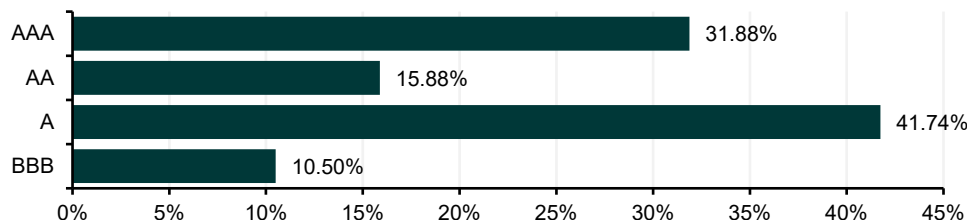
EdenTree Investment Management Limited (EdenTree) Reg. No. 2519319. Registered in England at Benefact House, 2000, Pioneer Avenue, Gloucester Business Park, Brockworth, Gloucester, GL3 4AW, United Kingdom. EdenTree is authorised and regulated by the Financial Conduct Authority and is a member of the Investment Association. Firm Reference Number 527473.

Asset Breakdown

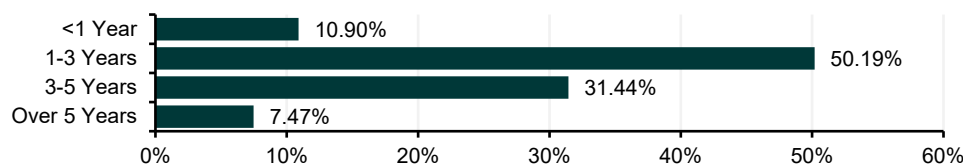
Corporate Bonds	66.75%
Supranational Bonds	20.26%
Government Bonds	12.73%
Cash	0.27%



Bond Rating



Bond Maturity



Sector Breakdown

Financials	41.70%
Government	31.78%
Real Estate	10.01%
Utilities	7.84%
Industrials	6.60%
Health Care	1.49%
Consumer Disc.	0.31%
Cash	0.27%



Region Breakdown

United Kingdom	33.11%
Supranational	19.05%
Netherlands	11.92%
France	9.24%
United States	6.23%
Germany	6.15%
Spain	2.95%
Canada	2.68%
Other	8.40%
Cash	0.27%



Yield figures are as at 30/09/2024. Rounding may cause small differences in percentages included in this document.

\*Past 12 months' distributions as a % of midshare price, excluding preliminary charge.

\*\*We compare the fund's performance to the iBoxx Non-Gilts 1-5 years ex BBB Index, however the portfolio manager is not bound or influenced by the index when making investment decisions.

\*\*\*The Distribution Yield reflects the amounts that may be expected to be distributed over the next 12 months as a percentage of the mid-market unit price of the fund. The Underlying Yield reflects the annualised income net of expenses of the fund (calculated in accordance with relevant accounting standards) as a percentage of the midmarket unit price of the fund. Both Yields are based on a snapshot of the portfolio on that day. The yields do not include any preliminary charge and investors may be subject to tax on distributions.