

# FUND FACTSHEET

## EDENTREE RESPONSIBLE AND SUSTAINABLE UK EQUITY FUND

### SHARE CLASS A

February 2024



#### Fund Manager

<b>Manager Name:</b>	Greg Herbert
<b>Start Date:</b>	01/11/2023
<b>Manager Name:</b>	Chi-Chung Man
<b>Start Date:</b>	01/06/2023

#### Price Information

<b>Single price:</b>	215.60p (as at 29/02/2024)
<b>Currency:</b>	GBP
<b>Pricing:</b>	Daily
<b>Historic Yield*:</b>	1.54%

#### Fund Facts

<b>Fund Size:</b>	£105.24m
<b>Investment Association Sector:</b>	IA UK All Companies
<b>Index**:</b>	FTSE All Share
<b>Asset Class:</b>	Equity
<b>Fund Launch Date:</b>	01/03/1988
<b>Share Class Inception Date:</b>	01/03/1988
<b>Domicile:</b>	United Kingdom
<b>ISA:</b>	Available and Eligible
<b>No. of Holdings:</b>	48

#### Identifiers

<b>SEDOL:</b>	0937131
<b>ISIN:</b>	GB0009371310

#### Dividends

<b>Ex-Dividend Date:</b>	01/01, 01/07
<b>Dividend Pay Date:</b>	28/02, 31/08

#### Charges

<b>AMC:</b>	1.25%
<b>Ongoing Charge:</b>	1.29%
<b>Initial Charge:</b>	0.00%

#### Investment Objective

To achieve long-term capital appreciation over five years or more and an income, through a diversified portfolio of UK companies. The EdenTree Responsible and Sustainable UK Equity Fund aims to invest at least 80% in UK companies whose primary listing is in the UK by investing in a portfolio of companies which make a positive contribution to society and the environment through sustainable and socially responsible practices.

#### Cumulative Performance (as at 29/02/2024)



#### Cumulative Performance (as at 29/02/2024)

	1m	3m	6m	1y	3y	5y	10y
Fund	0.42%	4.25%	1.82%	-2.06%	-6.18%	2.87%	19.28%
IA Sector	-0.15%	4.36%	4.08%	0.04%	10.88%	21.08%	49.30%
Index	0.19%	3.33%	3.93%	0.57%	25.21%	27.74%	62.96%

#### Discrete Annual Performance (as at 31/12/2023)

	2023	2022	2021	2020	2019
Fund	5.82%	-20.59%	14.52%	-6.30%	25.60%
IA Sector	7.35%	-9.23%	17.14%	-6.17%	22.37%
Index	7.92%	0.34%	18.32%	-9.82%	19.17%

Fund, Index and Sector performance reported in GBP. Fund performance calculated on a net total return NAV to NAV basis with net income reinvested into the Fund.

Source: © 2024 Morningstar. All Rights Reserved. The information, data, analyses and opinions ("Information") contained herein: (1) include the proprietary information of Morningstar and its content providers; (2) may not be copied or redistributed except as specifically authorised; (3) do not constitute investment advice; (4) are provided solely for informational purposes; (5) are not warranted to be complete, accurate or timely; and (6) may be drawn from data published on various dates. Morningstar is not responsible for any trading decisions, damages or other losses related to the Information or its use.

**Top Holdings**

Name	
RELX PLC	4.68%
WISE PLC - A	4.64%
HALMA PLC	4.07%
SAGE GROUP	3.73%
ASHTHEAD GROUP	3.49%
RENTOKIL INITIAL	3.16%
BUNZL PLC	3.08%
NEXT PLC	3.01%
LONDON STOCK EX	2.87%
GSK PLC	2.84%

**Ratings and Awards**

FE fundinfo Crown Rating



Rayner Spencer Mills Responsible Rating



**Contact Information**

EdenTree Investment Management  
Sunderland, SR43 4AU

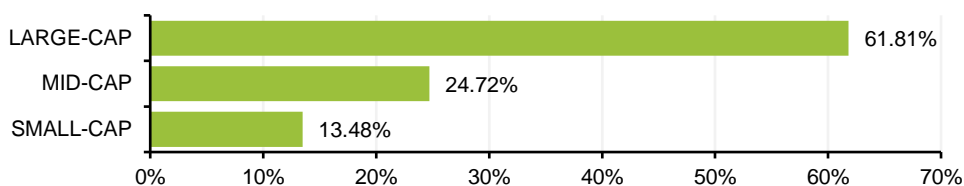
Financial Advisers | 0800 032 1893  
Wealth & Discretionary | 0800 011 3821  
Private individuals | 0800 358 3010  
Charities | 0800 032 3778  
Institutional | 0800 011 3390  
www.edentreeim.com

From 1 January 2021 the EdenTree Amity UK Fund became the EdenTree Responsible and Sustainable UK Equity Fund.

Past performance should not be seen as a guide to future performance. The value of an investment and the income from it can fall as well as rise as a result of market and currency fluctuations, you may not get back the amount originally invested. This factsheet should not be interpreted as financial advice. If you are unsure which investment is most suited for you, the advice of a qualified financial adviser should be sought.

EdenTree Investment Management Limited (EdenTree) Reg. No. 2519319. Registered in England at Benefact House, 2000, Pioneer Avenue, Gloucester Business Park, Brockworth, Gloucester, GL3 4AW, United Kingdom. EdenTree is authorised and regulated by the Financial Conduct Authority and is a member of the Investment Association. Firm Reference Number 527473.

**Capitalisation of Equity Assets**



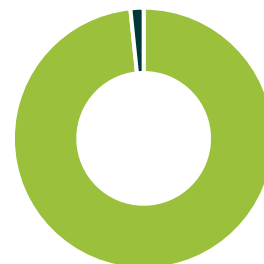
**Sector Breakdown**

Industrials	41.82%
Financials	16.30%
Consumer Disc.	12.67%
Health Care	10.00%
Utilities	5.09%
Technology	5.00%
Real Estate	3.65%
Consumer Staples	2.18%
Other	1.67%
Cash	1.63%



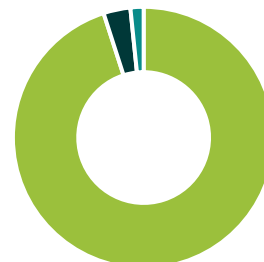
**Region Breakdown**

United Kingdom	98.37%
Cash	1.63%



**Asset Breakdown**

UK Equities	95.04%
UK Infrastructure	3.34%
Cash	1.63%



Yield figures are as at 29/02/2024. Rounding may cause small differences in percentages included in this document.

\*Past 12 months' distributions as a % of midshare price, excluding preliminary charge.

\*\*We compare the fund's performance to the FTSE All Share Index, however the portfolio manager is not bound or influenced by the index when making investment decisions.