

FUND FACTSHEET

EDENTREE GREEN FUTURE FUND

SHARE CLASS B

March 2024



Fund Manager

Manager Name:	Charlie Thomas
Start Date:	24/01/2022
Manager Name:	Thomas Fitzgerald
Start Date:	24/01/2022

Price Information

Single price:	110.90p (as at 31/03/2024)
Currency:	GBP
Pricing:	Daily
Historic Yield*:	1.04%

Fund Facts

Fund Size:	£41.70m
Investment Association Sector:	IA Global
Index**:	MSCI ACWI GBP Net TR
Asset Class:	Equity
Fund Launch Date:	24/01/2022
Share Class Inception Date:	24/01/2022
Domicile:	United Kingdom
ISA:	Eligible
No. of Holdings:	48
SFDR Classification:	Article 9

Identifiers

SEDOL:	BP5FBP6
ISIN:	GB00BP5FBP60

Dividends

Ex-Dividend Date:	01/01, 01/07
Dividend Pay Date:	28/02, 31/08

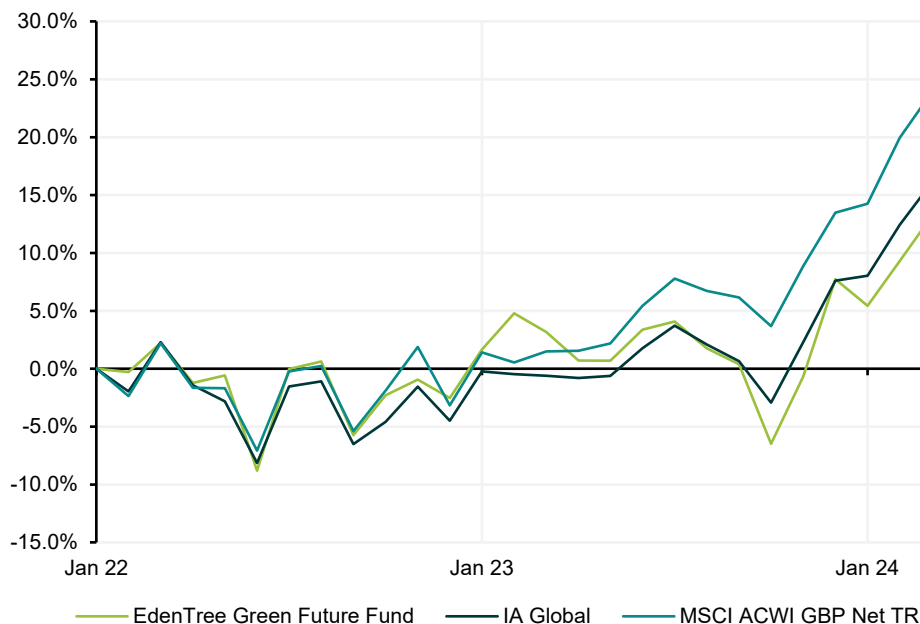
Charges

AMC:	0.75%
Ongoing Charge:	0.85%
Initial Charge:	0.00%

Investment Objective

To provide long term capital growth over 5 years or more with an income by investing globally in companies which, at the core of their business, provide sustainable solutions to some of the world's environmental challenges.

Cumulative Performance (as at 31/03/2024)



Cumulative Performance (as at 31/03/2024)

	1m	3m	6m	1y
Fund	3.55%	5.07%	12.74%	9.70%
IA Sector	3.26%	7.89%	15.34%	16.81%
Index	3.28%	9.19%	16.71%	22.07%

Discrete Annual Performance (as at 31/12/2023)

	2023
Fund	10.51%
IA Sector	12.66%
Index	17.18%

Fund, Index and Sector performance reported in GBP. Fund performance calculated on a net total return NAV to NAV basis with net income reinvested into the Fund. Share class performance inception date: 24/01/2022. Prior to 01/01/2024 the index was the 'FTSE World Total Return GBP'.

Source: © 2024 Morningstar. All Rights Reserved. The information, data, analyses and opinions ("Information") contained herein: (1) include the proprietary information of Morningstar and its content providers; (2) may not be copied or redistributed except as specifically authorised; (3) do not constitute investment advice; (4) are provided solely for informational purposes; (5) are not warranted to be complete, accurate or timely; and (6) may be drawn from data published on various dates. Morningstar is not responsible for any trading decisions, damages or other losses related to the Information or its use.

Top Holdings

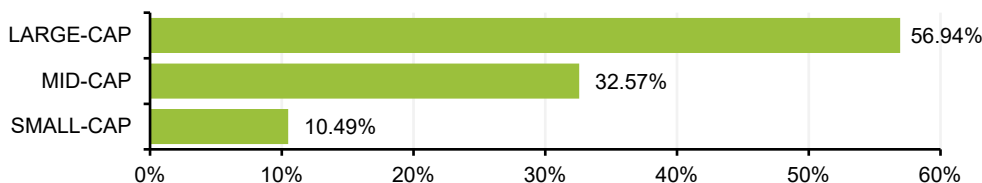
Name	
CLEAN HARBORS	3.79%
SCHNEIDER ELECTR	3.50%
BRAMBLES LTD	3.36%
APPLIED MATERIAL	3.19%
STANTEC INC	3.15%
PRYSMIAN SPA	3.00%
MSA SAFETY INC	2.94%
REGAL REXNORD CO	2.67%
VEOLIA ENVIRONNE	2.53%
PENTAIR PLC	2.50%

Contact Information

EdenTree Investment Management
Sunderland, SR43 4AU

Investment Professionals | 0800 011 3821, or
forifas@edentreeim.com
Private Individuals | 0800 358 3010
www.edentreeim.com

Capitalisation of Equity Assets



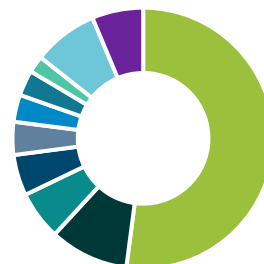
Sector Breakdown

Industrials	52.23%
Technology	16.48%
Utilities	15.63%
Real Estate	3.42%
Financials	2.71%
Basic Materials	1.74%
Consumer Disc.	1.46%
Cash	6.34%



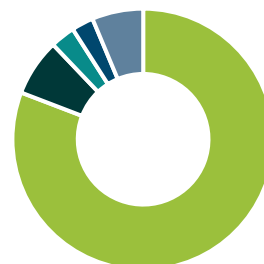
Region Breakdown

United States	52.06%
United Kingdom	9.79%
France	6.03%
Italy	5.07%
Japan	4.09%
Australia	3.36%
Canada	3.15%
Switzerland	2.10%
Other	8.02%
Cash	6.34%



Asset Breakdown

Overseas Equities	80.81%
UK Equities	7.08%
Overseas Infrastructure	3.07%
UK Infrastructure	2.71%
Cash	6.34%



Past performance should not be seen as a guide to future performance. The value of an investment and the income from it can fall as well as rise as a result of market and currency fluctuations, you may not get back the amount originally invested. This factsheet should not be interpreted as financial advice. If you are unsure which investment is most suited for you, the advice of a qualified financial adviser should be sought.

EdenTree Investment Management Limited (EdenTree) Reg. No. 2519319. Registered in England at Benefact House, 2000, Pioneer Avenue, Gloucester Business Park, Brockworth, Gloucester, GL3 4AW, United Kingdom. EdenTree is authorised and regulated by the Financial Conduct Authority and is a member of the Investment Association. Firm Reference Number 527473.

Yield figures are as at 31/03/2024. Rounding may cause small differences in percentages included in this document.

*Past 12 months' distributions as a % of midshare price, excluding preliminary charge.

**We compare the fund's performance to the MSCI ACWI GBP Net TR Index, however the portfolio manager is not bound or influenced by the index when making investment decisions.