

FUND FACTSHEET

EDENTREE RESPONSIBLE AND SUSTAINABLE MULTI-ASSET GROWTH FUND SHARE CLASS B

July 2021



Investment Objective

Our Edentree Responsible and Sustainable Multi-Asset Growth Fund seeks to provide long-term capital growth and income over five years or more with a higher level of risk relative to other funds within our range.

Fund Manager

Manager Name: Chris Hiorns
Start Date: 01/07/2021

Price Information

Single price: 101.60p (as at 31/07/2021)
Currency: GBP
Pricing: Daily

Fund Facts

Fund Size: £1.02m
IA Sector: IA Mixed Investment 40-85% Shares
Asset Class: Mixed Asset
Launch Date: 01/07/2021
Domicile: United Kingdom
ISA: Eligible
Number of Holdings: 437
Minimum Investment: £1,000,000

Identifiers

Sedol: BMWPSN5
ISIN: GB00BMWPSN53

Dividends

Ex-Dividend Date: 01/01, 01/07
Dividend Pay Date: 28/02, 31/10

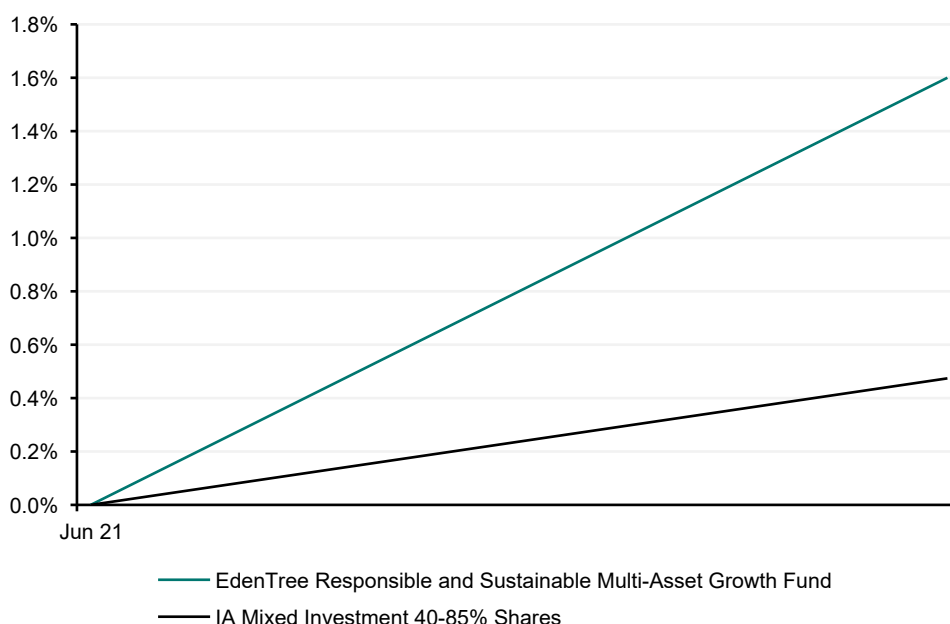
Charges

AMC: 0.75%
Ongoing Charge: 0.90%
Initial Charge: 0.00%

Fund Manager Commentary

The global economic recovery from the impact of the Covid pandemic continued to support the equity market in July with most global equity markets showing positive performance reflected in the 0.7% return from the FTSE World equity index. There were considerable disparities between regions with the US generating the highest returns of the major markets whilst the Japanese and Southeast Asian equity market generated negative returns as they felt the effect of China's crackdown on large internet companies. The fixed interest markets performed well generating positive returns with the FT Actuaries government bond index returning 2.6% over the period. The fixed interest market was supported by the central banks indicating monetary policy was to look through what they deemed to be 'transitory' higher inflation and increased concerns that the delta variant and withdrawal of furlough payments and other Covid support measures could slow the recovery in the global economy. The Fund delivered a return of 1.6% over the month, benefiting from good performance in terms of both equities and fixed interest investments over the period. We continue to have a tactical underweight position towards fixed interest given the very low yields available and the more inflationary macro-economic environment.

Cumulative Performance (as at 31/07/2021)



Cumulative Performance (as at 31/07/2021)

	1m
Fund	1.60%
IA Sector	0.47%

Fund and Sector performance reported in GBP base currency, calculated on a net total return NAV to NAV basis with income reinvested into the Fund.

Source: © 2021 Morningstar. All Rights Reserved. The information, data, analyses and opinions ("Information") contained herein: (1) include the proprietary information of Morningstar and its content providers; (2) may not be copied or redistributed except as specifically authorised; (3) do not constitute investment advice; (4) are provided solely for informational purposes; (5) are not warranted to be complete, accurate or timely; and (6) may be drawn from data published on various dates. Morningstar is not responsible for any trading decisions, damages or other losses related to the Information or its use.

Top 10 Holdings

Name	
COVIVIO	1.72%
TARGET HEALTHCAR	1.55%
LAND SECURITIES	1.47%
GREENCOAT UK WIND PLC/FUNDS	1.37%
GCP INFRASTRUCTURE INVESTMENTS LTD	1.27%
SEQUOIA ECONOMIC INFRASTRUCTURE INCOME FUND LTD	1.19%
ASTRAZENECA PLC	1.19%
PRUDENTIAL PLC	1.16%
MICROSOFT CORP	1.15%
ALPHABET INC-A	1.06%

Ratings and Awards

Hymans Risk Controlled



SimplyBiz Multi-Asset Research Fund List



Defaqto Risk Rating



Dynamic Planner Profile



Contact Information

EdenTree Investment Management
Sunderland
SR43 4AU

Financial Advisers – 0800 032 1893
Wealth & Discretionary – 0800 011 3821
Private individuals – 0800 358 3010
Charities – 0800 032 3778

www.edentreeim.com

Past performance should not be seen as a guide to future performance. The value of an investment and the income from it can fall as well as rise as a result of market and currency fluctuations, you may not get back the amount originally invested. This factsheet should not be interpreted as financial advice. If you are unsure which investment is most suited for you, the advice of a qualified financial adviser should be sought.

EdenTree Investment Management Limited (EdenTree) Reg. No. 2519319. Registered in England at Benefact House, 2000, Pioneer Avenue, Gloucester Business Park, Brockworth, Gloucester, GL3 4AW, United Kingdom. EdenTree is authorised and regulated by the Financial Conduct Authority and is a member of the Investment Association. Firm Reference Number 527473.

Asset Breakdown

Equities	66.24%
Corporate Bonds	15.90%
REITs	4.80%
Infrastructure Trusts	3.89%
Other Bonds	1.33%
Government Bonds	1.15%
Cash	6.70%



Sector Breakdown

Financials	27.07%
Industrials	13.79%
Technology	11.83%
Health Care	9.37%
Communications	6.48%
Consumer Disc.	6.16%
Real Estate	6.06%
Materials	5.50%
Other	7.06%
Cash	6.70%

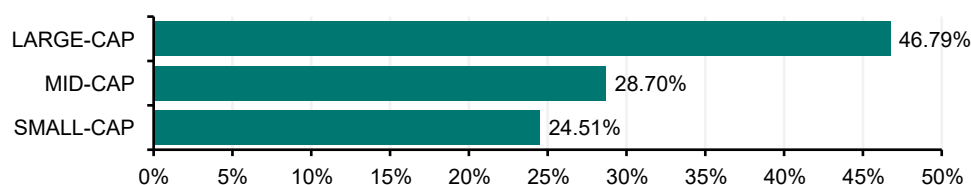


Region Breakdown

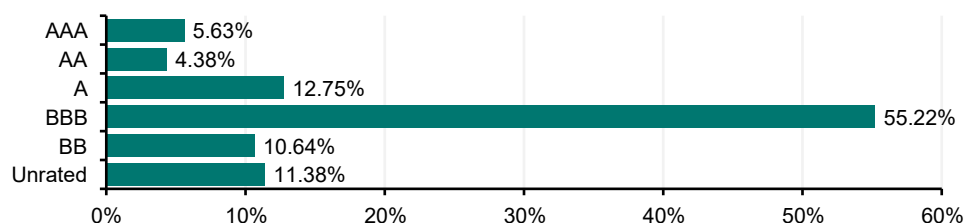
United Kingdom	54.81%
United States	11.51%
France	7.05%
Germany	3.62%
Netherlands	3.56%
Switzerland	1.36%
Japan	1.32%
Italy	1.31%
Other	8.75%
Cash	6.70%



Capitalisation of Equity Assets



Bond Rating



Rounding may cause small differences in percentages included in this document. Allocations and holdings include look through information.