

# FUND FACTSHEET

## EDENTREE RESPONSIBLE AND SUSTAINABLE GLOBAL EQUITY FUND

### SHARE CLASS A

July 2021



#### Investment Objective

To achieve long-term capital growth over five years or more with an income through a diversified portfolio of international (including the UK) companies. The EdenTree Responsible and Sustainable Global Equity Fund seeks to invest in a portfolio of companies which make a positive contribution to society and the environment through sustainable and socially responsible practices.

#### Fund Manager

<b>Manager Name:</b>	David Osfield
<b>Start Date:</b>	15/08/2016
<b>Manager Name:</b>	Thomas Fitzgerald
<b>Start Date:</b>	01/08/2018

#### Price Information

<b>Single price:</b>	359.10p (as at 31/07/2021)
<b>Currency:</b>	GBP
<b>Pricing:</b>	Daily
<b>Historic Yield*:</b>	0.03%

#### Fund Facts

<b>Fund Size:</b>	£254.17m
<b>IA Sector:</b>	IA Global
<b>Index**:</b>	FTSE World
<b>Asset Class:</b>	Equity
<b>Launch Date:</b>	13/09/1999
<b>Domicile:</b>	United Kingdom
<b>ISA:</b>	Available and Eligible
<b>Number of Holdings:</b>	68
<b>Minimum Investment:</b>	£1,000

#### Identifiers

<b>Sedol:</b>	0844866
<b>ISIN:</b>	GB0008448663

#### Dividends

<b>Ex-Dividend Date:</b>	01/01, 01/07
<b>Dividend Pay Date:</b>	30/04, 31/08

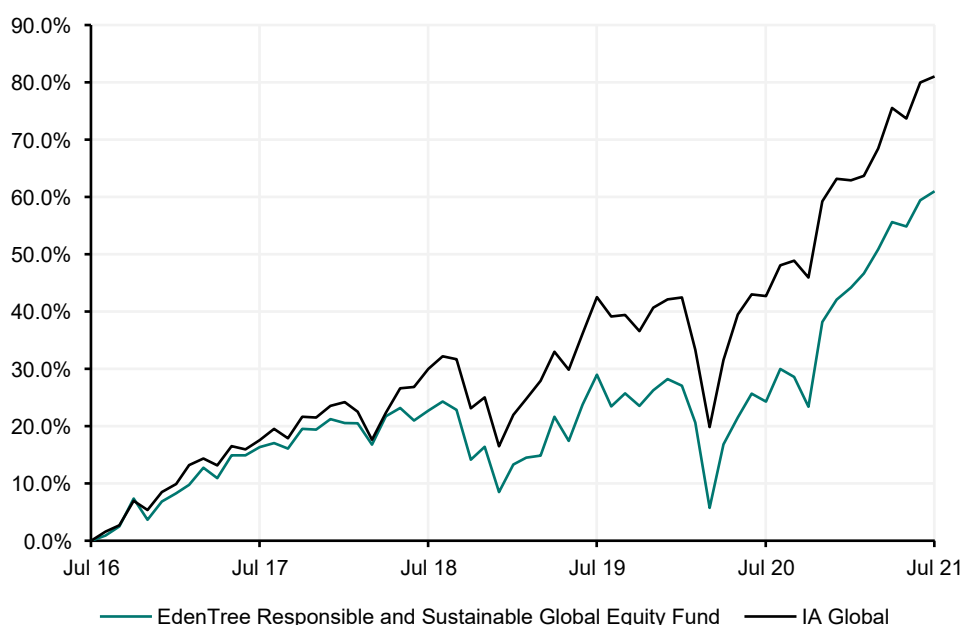
#### Charges

<b>AMC:</b>	1.25%
<b>Ongoing Charge:</b>	1.32%
<b>Initial Charge:</b>	0.00%

#### Fund Manager Commentary

In July the global economic recovery continued as some developed markets further eased restrictions, yet performance was tempered against rising case numbers of the more infectious Delta COVID-19 variant including within the US. As a result, the fund gained 1.1%, outperforming the index return of 0.8% primarily due to stock selection. US equity markets were the top performing by region after US Treasury yields slumped, leading equities, particularly those growth-orientated, higher. At a stock level, top contributors included Alphabet and sustainable biochemicals specialist Borregaard, both of which reported exceptionally strong earnings. Over the month, the European Commission adopted a range of proposals, coined "Fit for 55", to support the goal of reducing net greenhouse gas emissions by at least 55% against 1990 levels by 2030. Highlights included an increase in the bloc's energy efficiency savings target, an expansion of the Emissions Trading Scheme (ETS) to cover the automotive and buildings sectors and a new social climate fund to help citizens finance investments in energy efficiency, new heating and cooling systems, and cleaner mobility. As governments weigh increasingly frequent natural disasters and look ahead to reduction targets, we find policy backdrops are becoming increasingly supportive of our sustainable solutions holdings.

#### Cumulative Performance (as at 31/07/2021)



#### Cumulative Performance (as at 31/07/2021)

	1m	3m	6m	1y	3y	5y	10y
Fund	0.98%	3.46%	11.66%	29.54%	31.20%	60.99%	113.40%
IA Sector	0.59%	3.13%	11.13%	26.86%	39.27%	81.03%	179.94%

#### Discrete Annual Performance (as at 31/12/2020)

	2016	2017	2018	2019	2020
Fund	23.48%	13.46%	-10.50%	18.18%	10.81%
IA Sector	23.92%	13.87%	-5.71%	22.01%	14.81%

Fund and Sector performance reported in GBP base currency, calculated on a net total return NAV to NAV basis with income reinvested into the Fund.

Source: © 2021 Morningstar. All Rights Reserved. The information, data, analyses and opinions ("Information") contained herein: (1) include the proprietary information of Morningstar and its content providers; (2) may not be copied or redistributed except as specifically authorised; (3) do not constitute investment advice; (4) are provided solely for informational purposes; (5) are not warranted to be complete, accurate or timely; and (6) may be drawn from data published on various dates. Morningstar is not responsible for any trading decisions, damages or other losses related to the Information or its use.

**Top 10 Holdings**

Name	
MICROSOFT CORP	4.08%
ALPHABET INC-A	3.78%
SALESFORCE.COM	2.77%
TSMC	2.43%
BOSTON SCIENTIFIC	2.30%
BIFFA PLC	2.17%
SCHNEIDER ELECTR	2.05%
SENSATA TECHNOLO	1.98%
MARVELL TECH GRP	1.97%
ING GROEP NV	1.94%

**Ratings and Awards**

**FE fundinfo Crown Rating**



**Rayner Spencer Mills Rating**



**Contact Information**

EdenTree Investment Management  
Sunderland  
SR43 4AU

Financial Advisers – 0800 032 1893  
Wealth & Discretionary – 0800 011 3821  
Private individuals – 0800 358 3010  
Charities – 0800 032 3778


www.edentreeim.com

From 1 January 2021 the EdenTree Amity International Fund became the EdenTree Responsible and Sustainable Global Equity Fund.

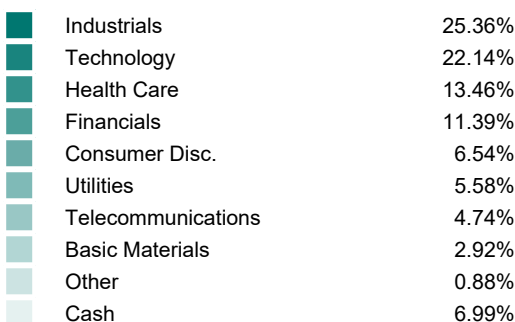
Past performance should not be seen as a guide to future performance. The value of an investment and the income from it can fall as well as rise as a result of market and currency fluctuations, you may not get back the amount originally invested. This factsheet should not be interpreted as financial advice. If you are unsure which investment is most suited for you, the advice of a qualified financial adviser should be sought.

EdenTree Investment Management Limited (EdenTree) Reg. No. 2519319. Registered in England at Benefact House, 2000, Pioneer Avenue, Gloucester Business Park, Brockworth, Gloucester, GL3 4AW, United Kingdom. EdenTree is authorised and regulated by the Financial Conduct Authority and is a member of the Investment Association. Firm Reference Number 527473.

**Capitalisation of Equity Assets**




**Sector Breakdown**



**Region Breakdown**



**Asset Breakdown**



Yield figures are as at 31/07/2021. Rounding may cause small differences in percentages included in this document.

\*Past 12 months' distributions as a % of midshare price, excluding preliminary charge.

\*\*We compare the fund's performance to the FTSE World Index, however the portfolio manager is not bound or influenced by the index when making investment decisions.