

FUND FACTSHEET

EDENTREE AMITY INTERNATIONAL FUND

SHARE CLASS A

March 2020



Investment Objective

To achieve long-term capital growth with a reasonable level of income primarily through a diversified portfolio of International companies. The Amity International Fund seeks to invest in a portfolio of companies which make a positive contribution to society and the environment through sustainable and socially responsible practices.

Fund Manager

Manager name:	David Osfield
Start Date:	15/08/2016
Manager name:	Thomas Fitzgerald
Start Date:	01/08/2018

Price Information

Single price:	269.90p (as at 29/02/2020)
Currency:	British Pound
Pricing:	Daily
Historic Yield (%)*:	0.86

Fund Facts

Fund Size:	£192.74m
IA Sector:	IA Global
Index**:	FTSE World
Asset Class:	Equity
Launch Date:	13/09/1999
Domicile:	United Kingdom
ISA:	Available and Eligible
Number of Holdings:	64
Minimum Investment:	£1,000

Identifiers

Sedol:	0844866
ISIN:	GB0008448663

Dividends

Ex-Dividend Date:	01/01, 01/07
Dividend Pay Date:	30/04, 31/08

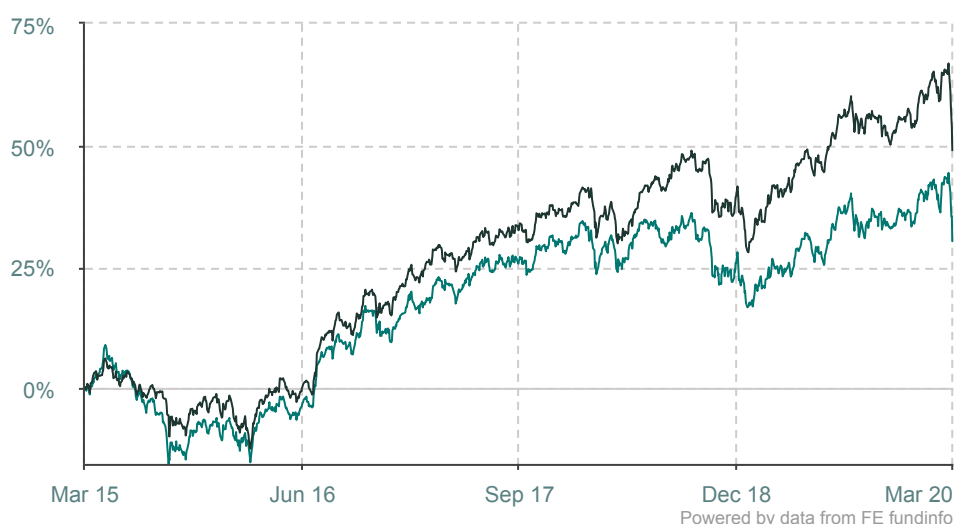
Charges

AMC†:	1.50%
Ongoing Charge:	1.58%
Initial Charge:	5.00%

Fund Manager Commentary

February saw global markets react more broadly to signs of a global outbreak of coronavirus, falling 5.5% in GBP terms. Our fund fared a little better, falling just over 3.5%. The UK was one of the worst performing markets, with the FTSE All-Share falling 8.9% in GBP terms. US markets (S&P 500) fell 5.2%, despite starting the month at record highs, on strong economic data and the end of Trump's impeachment trial. In contrast, Asia ex Japan was the strongest region, with China recording positive gains as infection rates appeared to stabilise, with some activity indicators starting to improve following an extensive containment strategy. Europe appears to be at a less advanced stage, with proposed countrywide lockdowns likely to result in a material economic impairment. How Government and policymaker respond remains critical to managing the transient impact and the long term economic effects. Co-ordinated fiscal and monetary policy looks likely, with country's willingness and ability to respond likely to reflect the health of the underlying economy, fiscal deficits and system-wide debt. While persistent high volatility should be expected, we continue to focus on companies that can manage through this period based on resilient business models and strong balance sheets.

Cumulative Performance (as at 29/02/2020)



■ Amity International

■ IA Global

Cumulative Performance (as at 29/02/2020)

	1m	3m	6m	1y	3y	5y	10y
Fund	-5.07%	-4.46%	-2.28%	5.35%	9.87%	30.49%	81.11%
Sector	-6.33%	-5.14%	-4.15%	6.94%	17.96%	49.05%	131.51%

Discrete Performance (as at 31/12/2019)

	31/12/2014 to 31/12/2015	31/12/2015 to 31/12/2016	31/12/2016 to 31/12/2017	31/12/2017 to 31/12/2018	31/12/2018 to 31/12/2019
Fund	-3.40%	23.48%	13.46%	-10.51%	18.14%
Sector	2.77%	23.33%	14.02%	-5.72%	21.92%

Source: FE fundinfo. Fund and Sector performance is shown in local currency, on a bid to bid basis with income re-invested into the fund.

Top 10 Holdings

Name	%
ALPHABET INC CAPITAL STOCK USD0.001 CL A	3.97%
MICROSOFT CORP COM	3.50%
ROCHE HLDGS AG GENUSSSCHEINE NPV	3.11%
CISCO SYSTEMS INC	2.66%
TAIWAN SEMICON MAN TWD10	2.58%
BINGO INDUSTRIES L NPV	2.43%
NINTENDO CO LTD NPV	2.35%
ZIMMER BIOMET HLDGS INC COM	2.31%
SAP SE	2.21%
SCHNEIDER ELECTRIC EUR4.00	2.20%

Ratings and Awards

FE fundinfo Crown Rating: 

Rayner Spencer Mills Rating:



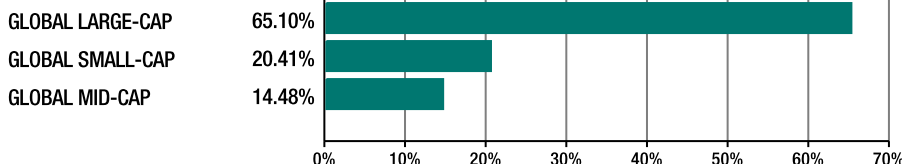
Contact Information

EdenTree Investment Management
 PO Box 3733
 Swindon
 SN4 4BG

Investment professionals – 0800 011 3821
 Private individuals – 0800 358 3010
 Charity fund enquiries – 0800 032 3778

www.edentreeim.com

Capitalisation of Assets




Sector Breakdown



Region Breakdown



Asset Breakdown



*Past 12 months' distributions as a % of midshare price, excluding preliminary charge.

Yield figures are as at 29/02/2020.

**We compare the fund's performance to the FTSE World Index, however the portfolio manager is not bound or influenced by the index when making investment decisions.

Past performance should not be seen as a guide to future performance. The value of an investment and the income from it can fall as well as rise as a result of market and currency fluctuations, you may not get back the amount originally invested. This factsheet should not be interpreted as financial advice. If you are unsure which investment is most suited for you, the advice of a qualified financial adviser should be sought.

EdenTree Investment Management Limited (EdenTree) Reg. No. 2519319. Registered in England at Beaufort House, Brunswick Road, Gloucester, GL1 1JZ, United Kingdom. EdenTree is authorised and regulated by the Financial Conduct Authority and is a member of the Investment Association. Firm Reference Number 527473.